

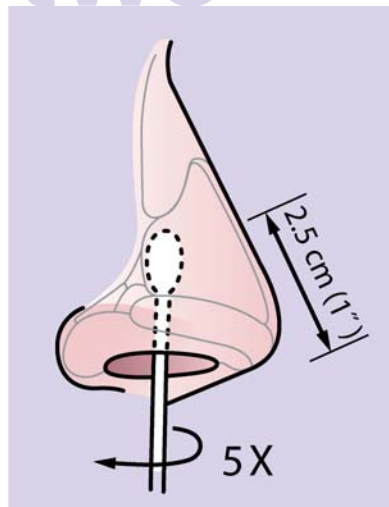
Nasal Specimen Collection Protocol

one



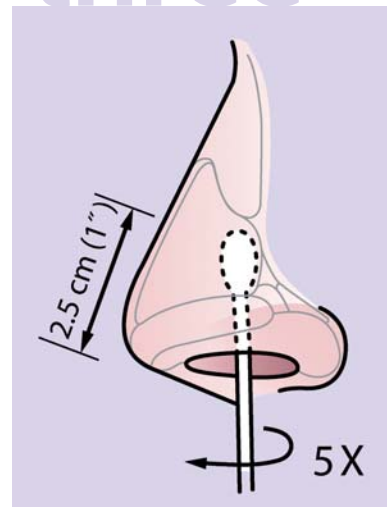
Use the recommended swab to collect the nasal specimen. The swab can be moistened with two drops (about 50µl) of sterile physiological serum (saline) or used dry.

two



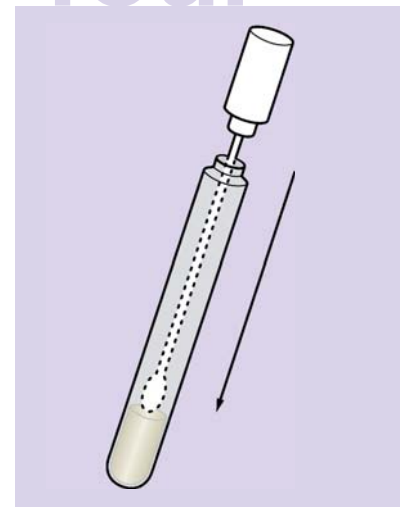
Carefully insert the swab into the patient's nostril (the swab tip should be inserted up to 2.5 cm (1 inch) from the edge of the nares). Roll the swab 5 times.

three

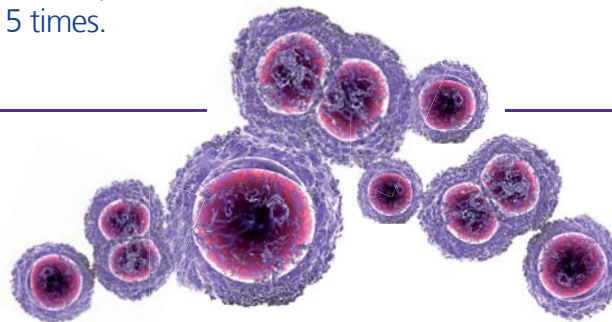


Insert the same swab into the second nostril and repeat sampling as in the preceding step.

four



Return swab to its container and send to the laboratory immediately.



Not for Lab Use. See package insert for test procedure.

BD, BD logo and all other trademarks are property of Becton Dickinson and Company. ©2010 BD 09/10 2010-0131



BD Diagnostics
11085 N. Torrey Pines Road
La Jolla, CA 92037
www.bd.com/geneohm
800.638.8663