

riva luting plus

RESIN REINFORCED GLASS IONOMER LUTING CEMENT

CEMENTO SELLANTE DE RESINA REFORZADA CON IONOMEROS DE VIDRIO

CIMENTO DE IONÔMERO DE VIDRO RESINOSO

CEMENT SZKŁO-JONOMEROWY MODYFIKOWANY ŻYWICĄ DO OSADZANIA PRAC PROTETYCZNYCH

KUNSTSTOFF VERSTÄRKTER GLASIONOMER BEFESTIGUNGSZEMENT

VERRE IONOMERE POUR SCELLEMENT, RENFORCE EN RESINE

CEMENTO VETROIONOMERICO PER FISSAGGIO RINFORZATO CON RESINA

RESIN VERSTERKT GLASIONOMEER LUTING CEMENT

RESINMODIFIERAD GLASJONOMERTÄTNINGSCEMENT

RESIN MODIFIERET GLASIONOMER LUTING CEMENT

RESIINIMUUNNELTU LASI-IONOMEERISEMENTTI

RESINMODIFISERT GLASSIONOMER LUTING SEMENT

ΡΗΤΙΝΩΔΩΣ ΤΡΟΠΟΠΟΙΗΜΕΝΗ ΥΑΛΟΪΟΝΟΜΕΡΗΣ ΚΟΝΙΑ ΣΥΓΚΟΛΛΗΣΗΣ

REZİN BAZLI CAM İONOMER YAPIŞTIRMA SİMANI

ŽIVICÍ NAPLNĚNÝ SKLOIONOMERNÍ LUTING CEMENT

CIMENT IONOMER DE STICLA, IMBUNATATIT CU RASINA, PENTRU CIMENTARI

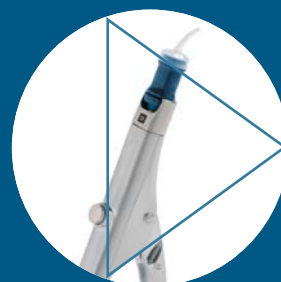
ГЛАС ЙОНОМЕРЕН ЦИМЕНТ МОДИФИЦИРАН СЪС СМОЛА

ŽIVICOU NAPLNENÝ SKLOIONOMERNÝ LUTING CEMENT

MŰGYANTÁVAL MEGERŐSÍTETT ÜVEGIONOMER RAGASZTÓ CEMENT

歯科合着用グラスポリアルケノエート系レジンセメント

树脂增强型玻璃离子粘固水门汀



SDI

resin reinforced glass ionomer luting cement



riva luting plus



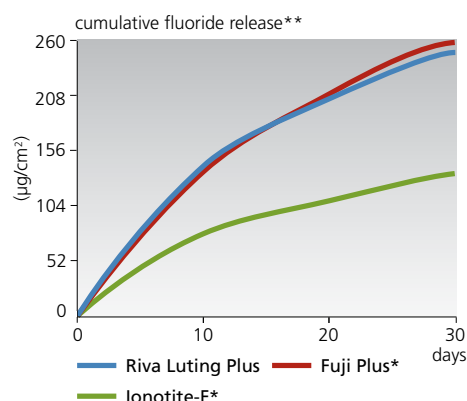
Riva Luting Plus is a resin reinforced, self curing, glass ionomer luting cement, designed for final cementation of metal, PFM and resin crowns, bridges, inlays and onlays plus ceramic inlays and crowns. Riva Luting Plus chemically bonds to dentin, enamel and all types of core material.

Proprietary ionglass™ filler

Riva Luting Plus utilises SDI's proprietary *ionglass™* filler developed by our glass technologists. *ionglass™* is a radiopaque, high ion releasing, reactive glass used in SDI's range of dental cements. Riva Luting Plus releases substantially higher fluoride to assist with remineralisation of the natural dentition.


High fluoride release

Riva Luting Plus's free movement of fluoride provides benefits to the tooth. Fluoride plays several significant roles in any caries - prevention program. These include the formation of fluorapatite, which is more acid resistant than hydroxyapatite. Fluorapatite is very important for tooth remineralisation.



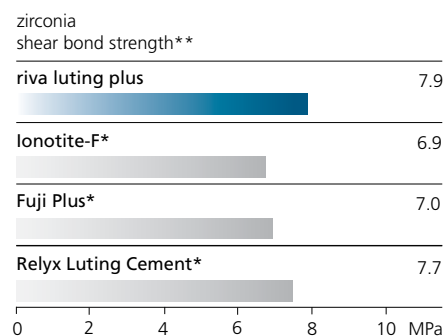
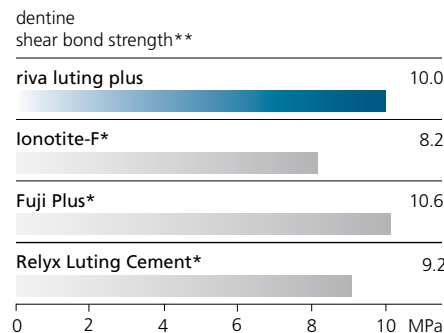
Clinically insoluble

Riva Luting Plus is clinically insoluble when set. It has a very low acid erosion value. This improves the longevity of the restoration, resisting disintegration and wear caused by oral acidity. The ISO Standard dictates that a material cannot have acid erosion of more than 0.17mm.



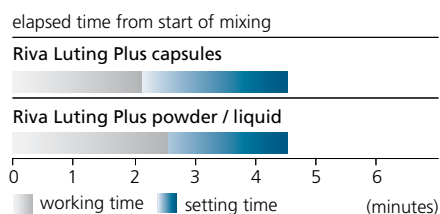
High bond strengths

Adequate adhesion to human tooth structure is important for long term retention of restorations. Riva Luting Plus has excellent adhesion to dentine and zirconia. It is great for luting ceramic crowns and inlays.



Setting times

There will be minimal loss of working time when using Riva Luting Plus. With adequate working time and a quick setting property, Riva Luting Plus will shorten chair time and ensures early resistance to mastication forces.

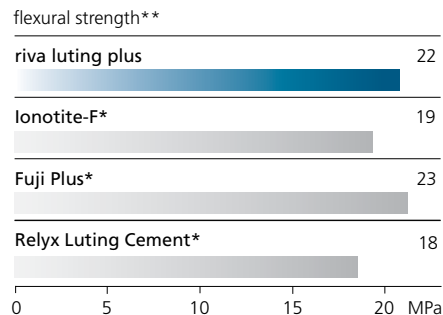


No Bisphenol A or derivatives

Riva Luting Plus does not contain any Bisphenol A or its derivatives. Use this product on your patients with confidence and peace of mind.

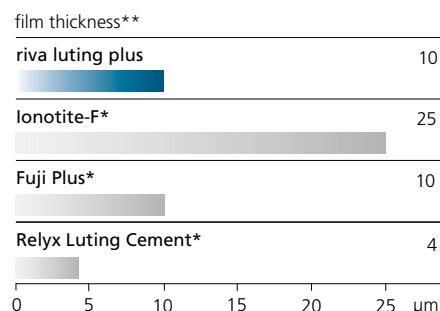
Flexural strength

Ensuring reduced cracking and failure in flexion, Riva Luting Plus' high flexural strength ensures longevity of the restoration.



Very low film thickness

Riva Luting Plus quickly flows into the preparation. A low film thickness allows the seating of tight fitting indirect restorations.



Indications

- Cementation of resin, metal, or porcelain fused to metal inlays, onlays, bridges and crowns
- Cementation of ceramic inlays and crowns
- Cementation of pins, posts and screws

One simple colour

Riva Luting Plus is available in a universal light yellow shade.

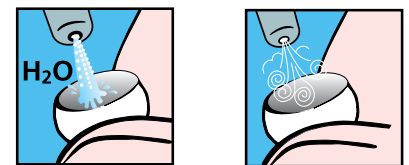
instructions:

for cementation of crown

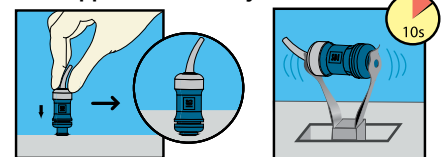
- 1 Isolate and prepare tooth core. Apply Riva Conditioner for 10 seconds **or** Super Etch 37% Phosphoric Acid for 5 seconds. Wash and dry



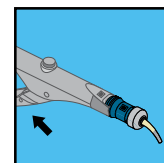
- 2 Ensure the internal surface of the restoration to be seated is cleaned, dried and prepared according to manufacturer's instructions.



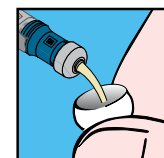
- 3 Activate the capsule and **immediately** mix in an amalgamator. **Important: Do not click with applicator before you mix.**



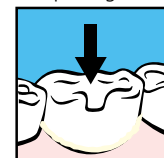
- 4 **Immediately** place into capsule applicator and click trigger until paste is seen through clear nozzle.



- 5 Gently extrude approximately 1mm of cement onto the bonding surface.



- 6 Seat restoration within 30 seconds of completing mix.



- 7 Remove excess cement at the first formation of the gel stage. (approx. 2 min from start of mixing)



- 8 Maintain isolation until set is verified. (approx. 4 minutes, 30 seconds from start of mixing).



riva luting plus



Riva Luting Plus Capsules

50 Riva Luting Plus capsules
Reorder 8651008

Riva Luting Plus Powder / Liquid Kits

10g (8.95mL) Liquid bottle
25g Powder jar
accessories
Reorder 8651508

Riva Luting Plus Liquid Refill

10g (8.95mL) bottle refill
Reorder 8651900

Riva Luting Plus Powder Refills

25g Powder refill
Reorder 8651108

Riva Conditioner

10mL bottle refill
Reorder 8620001



Riva Applicator 2
Reorder 5545013

Riva Applicator
Reorder 5545009

* Ionotite-F, Fuji Plus and Relyx Luting Cement are not the registered trademarks of SDI Limited.

** Published and SDI Test Data.

SDI

Made in Australia by SDI Limited
Bayswater, Victoria 3153
Australia 1 800 337 003
Austria 00800 022 55734
Brazil 0800 770 1735
France 00800 022 55 734
Germany 0800 100 5759
Ireland 01 886 9577
Italy 800 780625
New Zealand 0800 734 034
Spain 00800 022 55 734
United Kingdom 00800 022 55 734
USA & Canada 1 800 228 5166
www.sdi.com.au

CE
0297



M865101 C

+D036M86510112