



Brewer

Dental Seating

Ergonomically
designed to
support the health
of your practice.

Delivering the Power of Neutral Posture

Musculoskeletal Disorders are a pervasive problem for dental professionals.

MSDs can cost a practice more than \$67,000 per incident.¹ They have been documented to affect more than 80% of all dental professionals and are known to shorten careers and erode a practice’s bottom line. Prolonged sitting in poorly designed stools will result in muscular fatigue and can contribute to musculoskeletal pain and injuries.

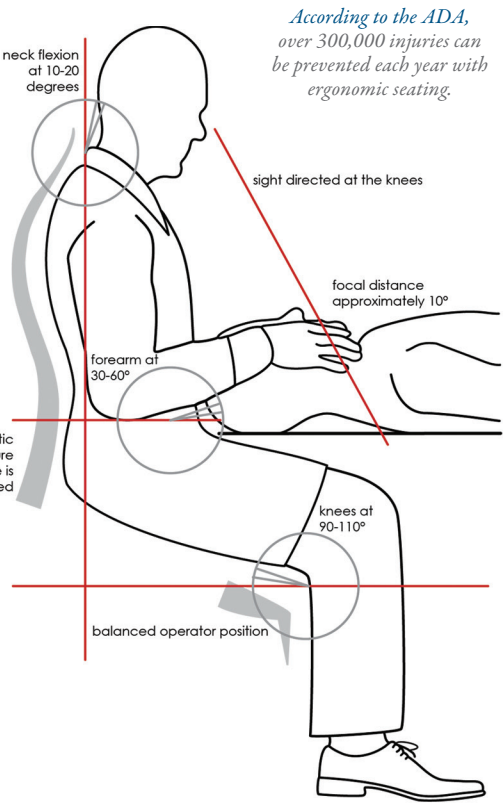
Proper posture is critical to the long-term health and productivity of your dental team.

The risk of injuries involving the back, neck and shoulders can be greatly reduced by working in Neutral Posture – a balanced, upright position with your weight evenly distributed. In addition, appendages are neither moved away from the body’s midline, nor laterally turned or twisted.



Designed to make a difference.

Working in conjunction with Marquette University, Brewer has analyzed working conditions in the dental operator. Through extensive testing and observation, we have pinpointed the proper seating mechanics needed to more effectively meet the strenuous demands of dental professionals. The results of these efforts are a line of highly advanced, ergonomic seating solutions specially designed to help safeguard the very backbone of your practice.



So be sure to take a good look at all the ways Brewer adds value to your practice.

TABLE OF CONTENTS

Premium Ergonomic Seating

9500 Series 6

9000 Series 8

9100 Series 8

9200 Series 9

Dynamic Split Saddle Seat

135DSS Series 10

Performance Ergonomic Seating

3100 Series 12

3300 Series 12

Contemporary Seating

2000 Series 14

Traditional Seating

11001 Series 15

¹ Electro Kinetic Technologies; How Much Does a Musculoskeletal Injury Cost?; Jan. 2016.

Model 9000BST shown in Black Satin upholstery with arms (part #101282) sold separately

Advancing Ergonomic Innovation to Enhance Your Comfort

Specializing in breakthroughs that matter.

From carefully researched design refinements to entirely new concepts in seating, Brewer is constantly working to offer you the most advanced, most comfortable seating solutions in the industry. Most are features we introduced to the market, and many remain exclusives to this day. One thing they all have in common is our commitment to provide you with the ultimate dental seating experience to keep you more productive all day, every day.

Dual Dynamic Motion Technology.

Brewer is the first in the industry to incorporate Dynamic Motion Technology into both the seat and backrest. Now, you get two ways to engage your core as you work to promote back health.

Patented, Dynamic Split-Saddle Technology.

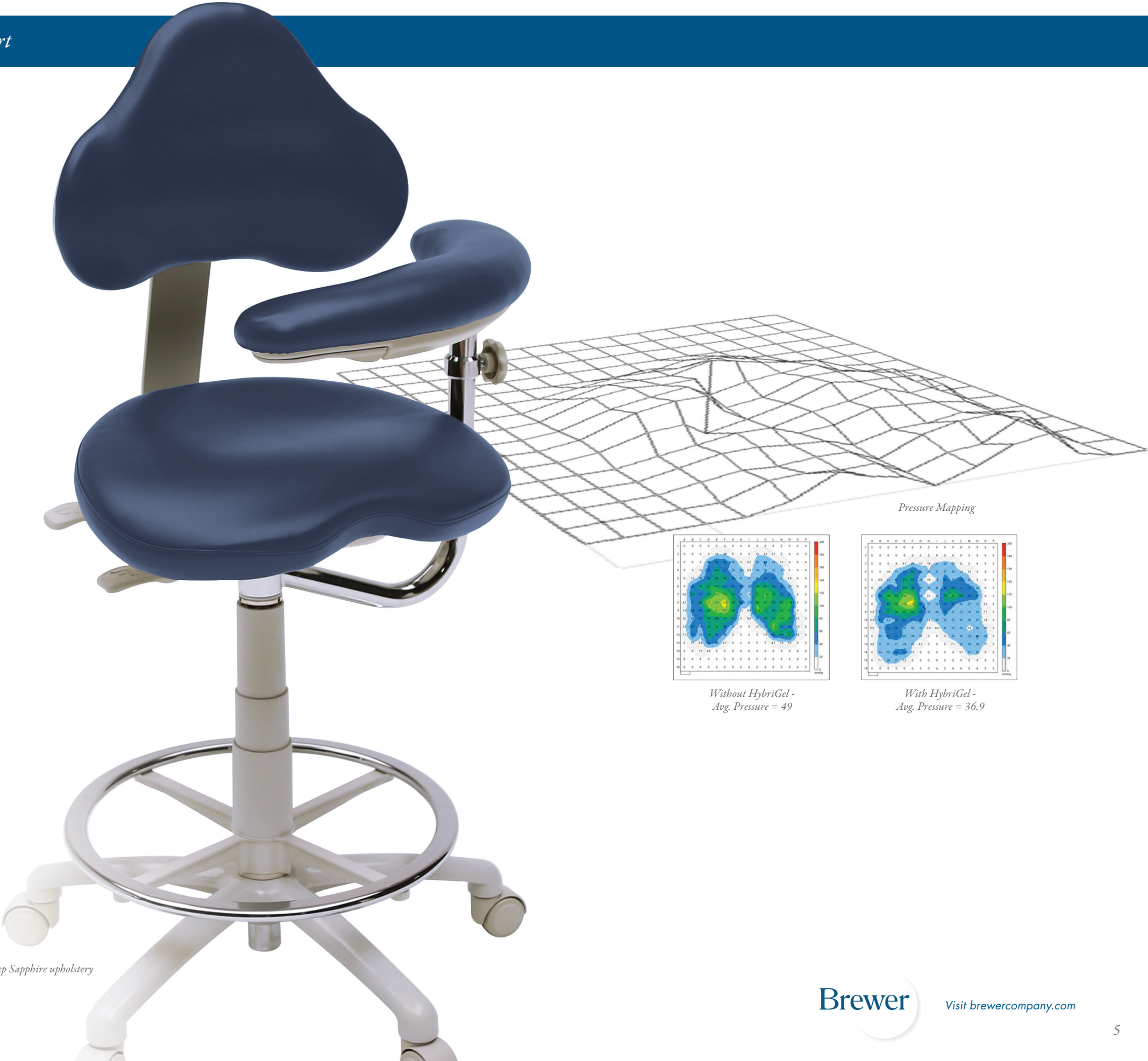
This Brewer exclusive combines a seat design that naturally supports neutral posture with full 360° tilt to help strengthen your core as you work.

Seat tilt and lumbar support.

Helps maintain the ideal low-back curve, decrease disc pressure, enable closer positioning to the patient with less muscle strain and may help reduce low-back pain.

Unmatched pressure management & comfort.

HybriGel™ Foam is a Brewer exclusive in the industry. This gel-infused memory foam supports the body for superior pressure relief, while its open cell structure dramatically increases airflow for greater cooling comfort.



Model 9120BL shown in Deep Sapphire upholstery

Premium Ergonomic Seating – 9500 Series

Redefining comfort with latest & greatest ergonomic advances.

The 9500 Series integrates the best of Brewer’s proven ergonomic expertise with the latest design advancements in the industry. It includes the introduction of our third generation of Dynamic Motion Technology and an innovative wrap-around backrest. Everything about this stool contributes to facilitating freedom of movement – for enhanced comfort, reduced fatigue and optimum productivity.

9500 Series

The evolution of ergonomic comfort continues with the state-of-the-art in the fight against back pain.

Dentist/Hygienist Models

- 9500B - Stitched upholstery – Standard height
- 9500BV - Seamless vacuum-formed upholstery – Standard height
- 9500B-L - Stiched upholstery – Low height
- 9500BV-L - Seamless vacuum-formed upholstery – Low height
- 9500B-H - Stiched upholstery – High height
- 9500BV-H - Seamless vacuum-formed upholstery – High height
- 9500BFR - Stiched upholstery – Adjustable foot ring
- 9500BVFR - Seamless vacuum-formed upholstery – Adjustable foot ring

Assistant Models

Feature contoured, ratchet-adjustable body support with HybriGel™ Foam and adjustable foot ring standard.

- 9520BL - Stitched upholstery – Left support
- 9520BLV - Seamless vacuum-formed upholstery – Left support
- 9520BR - Stiched upholstery – Right support
- 9520BRV - Seamless vacuum-formed upholstery – Right support

Accessories

- 101282 - Optional stool arms (sold separately)

Cushions

Backrest 17" W x 9.5" H, Seat 19.5" W x 15" D

Chair Heights

Standard, 19.5"-25.5" Low, 17"-21" High, 22"-29"

Dentist/Hygienist foot ring, 23"-33",
Assistant foot ring, 25"-33"



Model 9500B shown in Black Satin upholstery

Premium Ergonomic Seating – 9000, 9100 & 9200 Series

In sync with your comfort and productivity needs.

Unlike most dental stools, our Premium Ergonomic Series seating features continuous, synchronized movement of the saddle-style seat and lumbar support. This combination allows for proper weight distribution and encourages neutral posture throughout your typical range of motion to help prevent fatigue and promote muscular health. Plus, all models feature our exclusive HybriGel™ Foam for unmatched pressure management and cooling comfort, and a standard 5-year warranty.

9000 Series

The original ergonomic stool offers thick, plush upholstery with a deeper, cut out seat and full-size backrest.

Dentist/Hygienist Model

Available in your choice of column heights to fit the seat to your stature for maximum comfort.

9000B - Seamless upholstery – Standard height

9000BST - Stitched upholstery –

Standard height

9000B-L - Seamless upholstery – Low height

9000BST-L - Stitched upholstery – Low height

9000B-H - Seamless upholstery – High height

9000BST-H - Stitched upholstery – High height

9000BFR - Seamless upholstery –

Adjustable foot ring

9000BFRST - Stitched upholstery –

Adjustable foot ring

Assistant Models

Feature contoured, ratchet-adjustable body support with HybriGel™ Foam and adjustable foot ring standard.

9020BL - Seamless upholstery – Left support

9020BLST - Stitched upholstery – Left support

9020BR - Seamless upholstery – Right support

9020BRV - Stitched Vacuum-formed upholstery – Right support

Accessories

101282 - Optional stool arms (sold separately)

Cushions

9000 Series – Backrest 19.5" W x 15" H, Seat 19" W x 16.5" D 9100 Series – Backrest 18" W x 12" H, Seat 19.5" W x 15" D

Chair Heights

Standard, 19"-25" Low, 16.5"-20.5" High, 21.5"-28.5" Dentist/Hygienist foot ring, 22.5"-32.5", Assistant foot ring, 24.5"-32.5"

9100 Series

Features all the benefits of our 9000 Series while offering a slightly less deep seat and sleeker backrest designed to allow a freer range of movement.

Dentist/Hygienist Model

Available in your choice of column heights to fit the seat to your stature for maximum comfort.

9100B - Stitched upholstery – Standard height

9100BV - Seamless vacuum-formed

upholstery – Standard height

9100B-L - Stitched upholstery – Low height

9100BV-L - Seamless vacuum-formed

upholstery – Low height

9100B-H - Stitched upholstery – High height

9100BV-H - Seamless vacuum-formed

upholstery – High height

9100BFR - Stitched upholstery –

Adjustable foot ring

9100BVFR - Seamless vacuum-formed

upholstery – Adjustable foot ring

Assistant Models

Feature contoured, ratchet-adjustable body support with HybriGel™ Foam and adjustable foot ring standard.

9120BL - Stitched upholstery – Left support

9120BLV - Seamless vacuum-formed upholstery – Left support

9120BR - Stitched upholstery – Right support

9120BRV - Seamless vacuum-formed upholstery – Right support

Accessories

101282 - Optional stool arms (sold separately)

9200 Series

Offers the best of both worlds, pairing the deeper seat from the 9000 Series with the smaller, sleek backrest from the 9100 Series.

Dentist/Hygienist Model

Available in your choice of column heights to fit the seat to your stature for maximum comfort.

9200B - Seamless upholstery – Standard height

9200BST - Stitched upholstery – Standard height

9200B-L - Seamless upholstery – Low height

9200BST-L - Stitched upholstery – Low height

9200B-H - Seamless upholstery – High height

9200BST-H - Stitched upholstery – High height

9200BFR - Seamless upholstery –

Adjustable foot ring

9200BFRST - Stitched upholstery –

Adjustable foot ring

Assistant Models

Feature contoured, ratchet-adjustable body support with HybriGel™ Foam and adjustable foot ring standard.

9220BL - Stitched upholstery – Left support

9220BLV - Seamless vacuum-formed upholstery – Left support

9220BR - Stitched upholstery – Right support

9220BRV - Seamless vacuum-formed upholstery – Right support

Accessories

101282 - Optional stool arms (sold separately)

9200 Series – Backrest 18" W x 12" H, Seat 19" W x 16.5" D

Dynamic Split-Saddle-Seat Technology – 135DSS Series

Patented design promotes back health.

The patented split saddle seat design eases the load on back muscles by distributing weight over the “sit bones” while the angle of the saddle results in wider hip abduction to enhance posture, naturally align vertebrae & disks, and relieve shoulder and neck tension. At the same time, unique 360° dynamic motion engages core muscles, helping strengthen back muscles over time. This innovative combination helps make dentists and hygienists as comfortable and productive as possible throughout their work day.

135DSS Series

Available in three height ranges so an optimal 135° angle of the knee can be achieved in order to naturally straighten the spine and minimize back muscle strain.

Models

	Adjustable Height Range	Seamless Upholstery	Recommended User Height
135DSS	22.5"-29.75"	•	5'3"-5'11"
135DSS-L	18.75"-23.75"	•	Under 5'3"
135DSS-H	24"-33.75"	•	Over 5'11"

Accessories

312670 - Optional locking casters (set of 5)

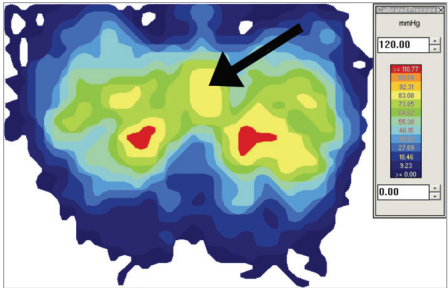


Model 135DSS in Taupe

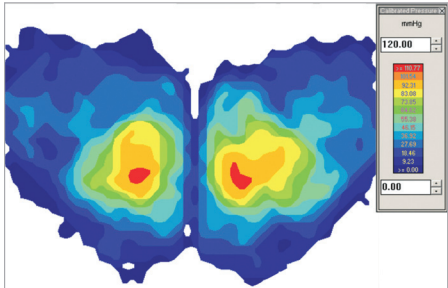


Model 135DSS shown in Black Satin upholstery

Pressure mapping images clearly show the significant pressure relief provided by the patented Salli® Split-Saddle-Seat technology found in the Brewer 135DSS.



Ordinary Saddle Seat



Dynamic Split Saddle Seat

Premium Ergonomic Seating – 3100 & 3300 Series

A practical blend of ergonomics, comfort and durability.

All our Performance Ergonomic Seating is designed to be a welcome addition to your practice for years to come. Our contoured 18" wide x 18" deep seat cushion features a flexible, waterfall front edge for enhanced comfort. Dentist's & hygienist's models include an adjustable, contoured 13" high x 15.5" wide backrest – standard. To hold up to demanding work days, all come equipped with a 24" diameter, powder-coated, 5-leg cast-aluminum base and hooded, dual-wheel casters – complete with polyurethane tread to protect your floor surfaces. Each offers a 250-lb weight capacity and is backed by a standard 5-year warranty for added peace of mind.

3100 Series

Available in three design configurations and three different adjustable pneumatic height ranges to meet the needs of your team.

Dentist/Hygienist Models

- 3125B - Pneumatic height adjustment from 17.5"-24"; dual adjustable, contoured, tilting backrest
- 3125BV - Vacuum-formed seat
- 3125BFR - Pneumatic height adjustment from 20"-26"; dual adjustable backrest & adjustable foot ring
- 3125BFRV - Vacuum-formed seat

Assistant Models

- 3145L - Adjustable left body support with patented ratchet; pneumatic height adjustment from 22"-31"; and adjustable foot ring standard
- 3145LV - Vacuum-formed seat
- 3145R - Adjustable right body support with patented ratchet; pneumatic height adjustment from 22"-31"; and adjustable foot ring standard
- 3145RV - Vacuum-formed seat



Model 3125B
in Dusty Jade



Model 3125BFR
in Royal



Model 3145L
in Sage

3300 Series

Available in five different design configurations and three different adjustable pneumatic height ranges to meet the needs of your team.

Dentist/Hygienist

- 3335B - Pneumatic height adjustment from 18"-25"; synchronized seat & backrest tilt
- 3335BV - Vacuum-formed seat
- 3335BA - Pneumatic height adjustment from 18"-25"; synchronized seat & backrest tilt; stationary armrests standard
- 3335BVA - Vacuum-formed seat
- 3335BFR - Pneumatic height adjustment from 20"-26"; synchronized seat & backrest tilt; adjustable foot ring standard
- 3335BFRV - Vacuum-formed seat

Assistant Models

- 3345L - Adjustable left body support with patented ratchet; pneumatic height adjustment from 22"-31"; and adjustable foot ring standard
- 3345LV - Vacuum-formed seat
- 3345R - Adjustable right body support with patented ratchet; pneumatic height adjustment from 22"-31"; and adjustable foot ring standard
- 3345RV - Vacuum-formed seat



Model 3335B
in Mushroom



Model 3335BA
in Black Satin



Model 3345L
in Sand



Model 3335B shown in Graystone upholstery

Assistant Models cont.

- 3345BL - Contoured backrest; adjustable left body support with patented ratchet; pneumatic height adjustment from 22"-31"; and adjustable foot ring standard
- 3345BLV - Vacuum-formed seat
- 3345BR - Contoured backrest; adjustable right body support with patented ratchet; pneumatic height adjustment from 22"-31"; and adjustable foot ring standard
- 3345BRV - Vacuum-formed seat
- 3355BL - Synchronized seat and backrest tilt; adjustable left body support with patented ratchet; pneumatic height adjustment from 22"-31"; and adjustable foot ring standard
- 3355BLV - Vacuum-formed seat
- 3355BR - Synchronized seat and backrest tilt; adjustable right body support with patented ratchet; pneumatic height adjustment from 22"-31"; and adjustable foot ring standard
- 3355BRV - Vacuum-formed seat



Model 3345BR
in Dove



Model 3355BL
in Royal

Contemporary Seating – 2000 Series

Brewer quality & comfort in our most economical offerings.

Our Contemporary & Traditional Series offer budget-conscious practices dependable solutions to their comfort and quality needs. Both feature round, 16" wide, 4" thick poly-foam seats for comfort, a durable 5-leg base and hooded, dual-wheel. Each stool has a 250-lb. weight capacity and is backed by a standard 5-year warranty.

2000 Series

Feature a 24" diameter, powder-coated base and polyurethane treads on the casters.

Dentist/Hygienist Models

2020 - Pneumatic height adjustment from 18"-24"

2020V - Pneumatic height adjustment from 18"-24", vacuum-formed seat with seamless upholstery

2021 - Pneumatic height adjustment from 20"-26"

2021V - Pneumatic height adjustment from 20"-26", vacuum-formed seat with seamless upholstery

2021FR - Pneumatic height adjustment from 20"-26", with adjustable foot ring

2020VFR - Pneumatic height adjustment from 20"-26", vacuum-formed seat with seamless upholstery & adjustable foot ring

2020B - Pneumatic height adjustment from 18"-24", with contoured backrest

2020BV - Pneumatic height adjustment from 20"-26", vacuum-formed seat with seamless upholstery & contoured backrest

2021BFR - Pneumatic height adjustment from 20"-26", with adjustable foot ring & contoured backrest

2020BVFR - Pneumatic height adjustment from 20"-26", vacuum-formed seat with seamless upholstery, adjustable foot ring & contoured backrest



Model 2020 in Azure Blue



Model 2020B in Feather

Assistant Models

All feature pneumatic height adjustment from 20"-26" & adjustable foot ring standard

2042L - 360° adjustable left body support arm

2042LV - 360° adjustable left body support arm, vacuum-formed seat with seamless upholstery

2042R - 360° adjustable right body support arm

2042RV - 360° adjustable right body support arm, vacuum-formed seat with seamless upholstery

2052L - Patented ratcheting left body support arm

2052LV - Patented ratcheting left body support arm, vacuum-formed seat with seamless upholstery

2052R - Patented ratcheting left body support arm

2052RV - Patented ratcheting left body support arm, vacuum-formed seat with seamless upholstery

2052BL - Patented ratcheting left body support arm, with contoured backrest

2052BLV - Patented ratcheting left body support arm, vacuum-formed seat with seamless upholstery & contoured backrest

2052BR - Patented ratcheting left body support arm, with contoured backrest

2052BRV - Patented ratcheting left body support arm, vacuum-formed seat with seamless upholstery & contoured backrest



Model 2042L in Dove



Model 2052L in Dusty Jade



Model 2052BR in Dusty Jade



Model 2020B shown in Taupe upholstery

Traditional Seating – 11001 Series

11001 Series

Feature a 23" diameter, brushed cast aluminum base.

Dentist/Hygienist Models

11001-D - Pneumatic height adjustment from 18"-24"

11001V-D - Pneumatic height adjustment from 18"-24", vacuum-formed seat with seamless upholstery

11020-D - Pneumatic height adjustment from 20"-27.5"

11001FR-D - Pneumatic height adjustment from 20"-27.5" & adjustable foot ring standard

11001VFR-D - Pneumatic height adjustment from 20"-27.5", vacuum-formed seat with seamless upholstery & adjustable foot ring standard

11001B-D - Pneumatic height adjustment from 18"-24" with contoured backrest

11001BV-D - Pneumatic height adjustment from 18"-24", vacuum-formed seat with seamless upholstery & contoured backrest

11020B-D - Pneumatic height adjustment from 20"-27.5" with contoured backrest

11001BFR-D - Pneumatic height adjustment from 20"-27.5", adjustable foot ring standard & contoured backrest

11001BVFR-D - Pneumatic height adjustment from 20"-27.5", vacuum-formed seat with seamless upholstery, adjustable foot ring standard & contoured backrest

Assistant Models

11001FRA-D - Pneumatic height adjustment from 20"-27.5" with adjustable foot ring standard

11001VFRA-D - Pneumatic height adjustment from 20"-27.5", vacuum-formed seat with seamless upholstery & adjustable foot ring standard



Model 11001-D in Black Satin



Model 11001FR-D in Cloud Gray



Model 11001B-D in Bone



Model 11001FRA-D in Dove



Through better ergonomic seating solutions for you and your staff, Brewer helps practices achieve smarter economics.

In addition, Brewer seating solutions are proudly made in the USA. Our extensive line of solutions is manufactured to our rigorous quality standards and backed by best-in-class standard warranties. It's all part of our commitment to provide you with The Power to Advance.

For more information about the many ways we deliver The Power to Advance, contact your Brewer representative today.

Brewer

The Brewer Company, LLC
N88 W13901 Main Street, Suite 100
Menomonee Falls, WI 53051

1.888.273.9371
www.brewercompany.com

