

## T-MAT G/RA

T-MAT G/RA<sup>1</sup> is a high-speed, ortho-sensitive medical x-ray film for use with green emitting intensifying screens such as LANEX Regular or LANEX Medium. It is coated on a blue, approximately 0.2 mm (7-mil) polyester support that has a base density of approximately 0.19, with improved static protection. T-MAT G/RA features T-grain emulsion technology that reduces the amount of screen-light crossover, resulting in improved image sharpness. It is processable in existing automated processing cycles as well as Rapid Access process cycles or in standard dental processors capable of handling sheet film using READYMATIC Chemicals. It may also be processed manually.

Due to the use of the T-Grain technology, the characteristics of T-MAT G/RA are:

- very high contrast
- high sensitivity
- high sharpness
- high gloss radiographs
- invariant when used in different processing conditions

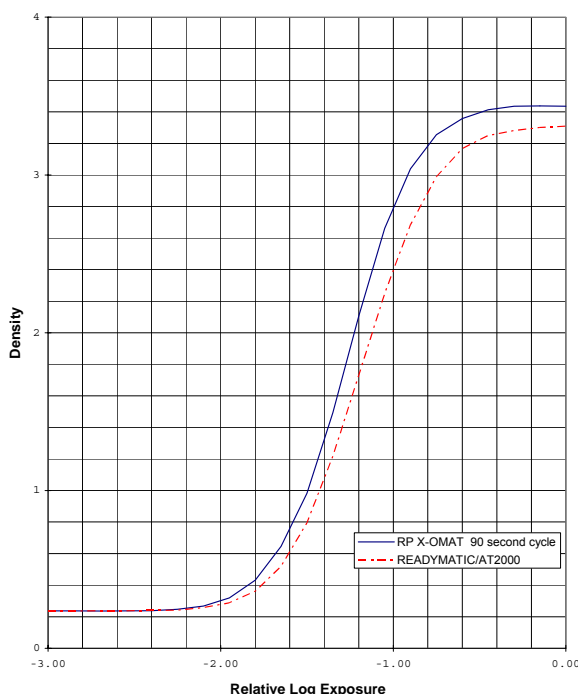
### Sensitometric and Photographic Properties:

Screen	System Speed
Lanex Regular	400
Lanex Medium	250

### Sensitometric Parameters:

<b>Speed</b>	Measured at 1.0 OD above Gross Fog
<b>Contrast</b>	Measured as slope of the straight line portion of the sensitometric curve, and computed as the value for the rise for any three consecutive steps.
<b>Gross Fog</b>	Density of film base plus processing fog.

**T-MAT G/RA**  
Simulated Green Screen 1/50 second; RP X-OMAT Chemicals  
Diffuse Visual Densitometry



Notice: While the data presented are typical of production coatings, they do not represent standards which must be met by Carestream Health, Inc.. Varying storage, exposure, and processing conditions will affect results. The company reserves the right to change and improve the product characteristics at any time.

<sup>1</sup> Also known as KODAK T-MAT G/RA Dental Film

## Automatic Processing Recommendations:

In general, processing is recommended in dental roller processors using READYMATIC Chemicals.

### Influence of developer temperature in case of automatic processing

-2 °C	Ref	+2 °C
0	Base fog	0
-10 %	Sensitivity	+7 %
-1 %	Contrast	+1 %

## Sensitometric Quality Control (only for Germany and Switzerland)

The film was tested with a calibrated light sensitometer and processed in an A/T2000 processor, filled with fresh READYMATIC Chemicals.

Characteristics were measured according to DIN 6868-5

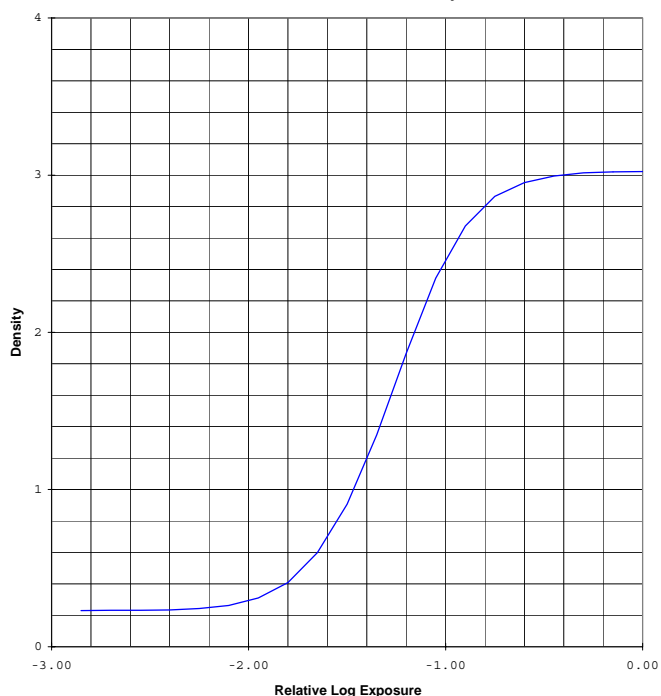
LE	=	+/- 0.09
LK	=	+/- 11 %
EI	=	step = 9
KI	=	step = 12 – 9

## Manual Processing Recommendations

Solution/Step	Temperature	Time	Agitation
GBX Developer Replenisher	22 °C (72 °F) 26.5 °C (80 °F)	4 minutes 2 1/2 minutes	Tap sheet film hangers lightly on side of tank immediately after immersion to dislodge air bubbles.
NOTE: DO NOT agitate films during remainder of development step. Remove film and hanger 5 seconds before end of development. DO NOT allow films to drain excess developer back into the developer tank.			
Running Water Rinse	16–30 °C (60–85 °F)	30 seconds	Immerse hanger rapidly; agitate continuously.
GBX Fixer Replenisher OR RP X-OMAT LO Fixer Replenisher	16–30 °C (60–85 °F)	2–4 minutes	Intermittent, 5 second every 30 seconds.
Running Water Wash (about 8 volume changes/hour)	16–30 °C (60–85 °F)	5 minutes	—
Dry in a dust-free area at room temperature or a suitable drying cabinet. Temperature not to exceed 49 °C (120 °F).			

### T-MAT G/RA

1/50 second Simulated Green Screen Exposure  
Seasoned GBX Developer, 4 minutes, 22 °C (72 °F) Manual Process;  
Diffuse Visual Densitometry



Notice: While the data presented are typical of production coatings, they do not represent standards which must be met by Carestream Health, Inc.. Varying storage, exposure, and processing conditions will affect results. The company reserves the right to change and improve the product characteristics at any time.

### Influence of developer temperature in case of manual processing

The developing time must be adjusted as per the following the table:

Temperature °C :	20	22	24.5	26.5
Developer Time (minutes)	5	4	3	2.5




*Note: the results obtained are dependent on exposure and processing conditions*

Notice: The data in this publication represent product tested under the conditions of exposure and processing specified. They are representative of production coatings, and therefore do not apply to a particular box or roll of photographic material. They do not represent

standards or specifications that must be met by Carestream Health, Inc. The company reserves the right to change and improve product characteristics at any time.

## Storage and Handling

### Storage -

Unexposed:	  	10–24 °C (50–75 °F)  30–50 %RH  Protect from heat and radioactive sources. Film is to be properly shielded from x-rays, gamma rays, or penetrating radiation.
Exposed:	Keep cool, dry, and properly shielded from penetrating radiation. Process as soon as possible.	
Processed:	16–27 °C (60–80 °F), 30–50 %RH	

The film should be used before the expiration date  indicated on the box with the lot (emulsion) number **LOT**.

### Handling -

Hands must be clean, dry and free of lotions, etc. Film should be handled carefully by the edges to avoid physical strains such as pressure, creasing, or buckling. Luminous watches, cell phone and darkroom light leaks should be avoided.



Do not re-use. Film is a single use medical device.

### TMAT G/RA

### Safelight Filter


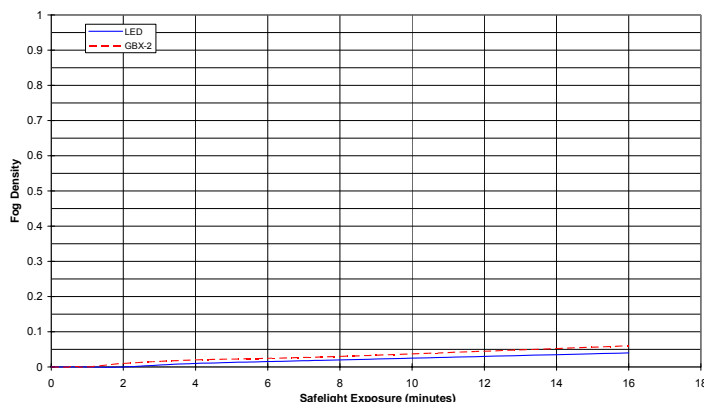


Use a Ruby Red Safelight Filter (wavelength > 520nm), such as GBX-2, with a frosted 15-watt bulb or a LED Safelight located at least 1.22 metres (48 inches) from the film.

### Latensification:

Safelight exposure after primary x-ray exposure.

GBX-2 Safelight Filter, 15-watt lamp / LED Safelight / 1.22 metres (48 inches)  
RP X-OMAT Chemicals, 35 °C (95 °F)  
(Fog growth with increasing safelight exposure)



Carestream Health France  
1, rue Galilée  
93192 NOISY LE GRAND CEDEX  
FRANCE

The contents of this publication are subject to change without notice.

© Carestream Health, Inc., 2013. CARESTREAM, LANEX, T-MAT and X-OMAT are trademarks of Carestream Health.

Kodak trademarks are used under license from Kodak.

Carestream Health, Inc. – 150 Verona Street - Rochester, New York 14608 USA