

Posey Split Side Rail Protectors feature a universal design with multiple versatile hook and loop straps for easy attachment to many beds and side rails. The soft, padded design helps protect against hard side rail surfaces and is covered in a water repellent vinyl that can be wiped clean between uses. Provides a visual deterrent against patients exiting the bed between the side rails and depending on the bed system, these protectors may help mitigate and safeguard against FDA/HBSW entrapment zones 1 and 5¹. Meets CA #117, Section E Flame Retardancy Standards.

REF 5705 For older, open bar side rail designs, 36" L x 16" H x ½" thick (91 cm x 41 cm x 1 cm)

REF 5705LS For newer, encapsulated side rail designs, 36" L x 16" H x ½" thick (91 cm x 41 cm x 1 cm)
(Two more upper straps than model 5705. All four upper straps are longer than model 5705)

Monitoring

⚠ WARNING Posey Split Side Rail Protectors will not prevent a determined patient from exiting the bed, going over or attempting to go between or through side rail gaps. DO NOT articulate bed if product is applied. **ALWAYS** follow your facility's policies and procedures for patient assessment, monitoring and rehabilitation.

Application Instructions:

1. Inspect product prior to use. DO NOT use soiled or damaged products.
2. Place the pad inside and between the upper and lower side rails of the bed with the attachment straps pointing outward (Fig. 1).
3. Secure the bottom attachment straps to the bed frame. At least two of the three straps need to be secured for proper use.
4. Position and attach the remaining straps to the bed side rails by (Fig. 2):
 - A. Wrapping the loop closure completely around the attaching point;
 - B. Pulling the hook material over the loop material;
 - C. Excess strap length may be cut if desired.
5. While not all straps may be applicable for use on some bed models, ensure that enough of the straps are attached to secure the pad on the bed (Example of a properly installed 5705 shown in Fig. 3).
6. Check for proper fit. Modified beds may not be compatible with Posey Split Side Rail Protectors.

Cleaning Instructions:

Wipe clean with soap and water or disinfectant.
DO NOT use cleaners that contain Phenol or Benzyl.

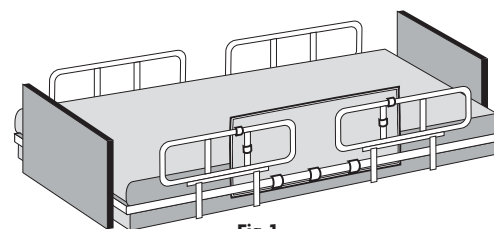



Fig. 1

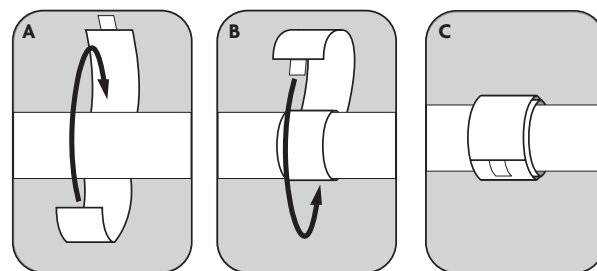


Fig. 2

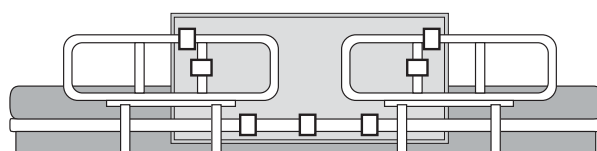


Fig. 3

Disposal

⚠ WARNING Properly dispose of the product per facility's policy for BIOHAZARDOUS materials.

Storage And Handling

This device is designed for use in normal indoor environments. This device may be stored in ambient warehouse temperatures at normal humidity levels. Avoid excess moisture or high humidity that may damage product materials.

¹Guidance for Industry and FDA Staff - Hospital Bed System Dimensional and Assessment Guidance to Reduce Entrapment, March 10, 2006.