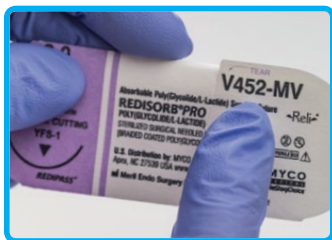


RELI® PRO

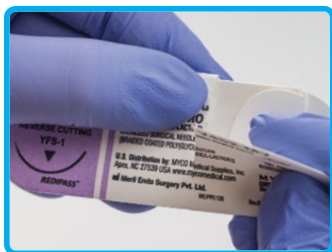
ABSORBABLE SUTURES

Package Opening Techniques

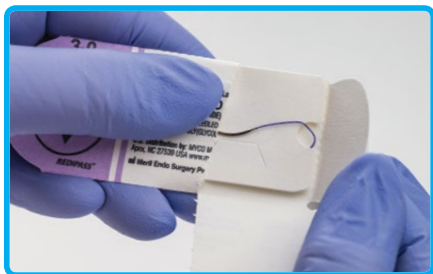
PAPER CARD



STEP 1:
Locate "TEAR"
arrow


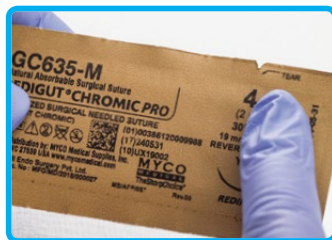


STEP 2:
Follow "TEAR"
path down as
indicated



STEP 3:
Open side flap to expose suture
needle

FOIL PACK



STEP 3:
Remove LMT (less memory
tray) from the pouch
NOTE: Isopropyl-based conditioning
fluid present

PAPER CARD



STEP 4:
Ready to arm

FOIL PACK



To order, learn more or receive free evaluation samples:

Please call MYCO Medical at (800) 454-6926 or email us at customerservice@mycomedical.com