



PERIODONTAL

Sickle Scalers	D4
Scaler/Curette Sets	D11
Universal Curettes	D14
Gracey Curettes	D16
Resin Scalers & Curettes	D25
Area-Specific Curettes	D28
Implacare® II Scalers	D30
Specialty Scalers	D31
Disposable Prophy Angles	D34
Instrument Sharpening	D35
Miscellaneous	D39





PERIODONTAL SET-UPS

LARGE PROPHY SET-UP

DESCRIPTION	SUGGESTION
Cassette	IM416x*
Mirror/Handle	MIR5/3, MH6
Explorer	EXD11/126
Probe	PCP12/11.5
Sickle Scalars	SH6/79, S204S9
Universal Curette	SC13/149
Area Specific Curettes	SG1/29E2, SG7/89E2, SG11/129E2, SG13/149E2
Implant Scaler	IMPLACAREII
Dressing Pliers	DP2
Sharpening Stones	SS4, SS299
Pumice Cup	PCUPM

OTHER RECOMMENDED PRODUCTS:

PROPHY ANGLE, SUCTION TIP, ASPIRATING SYRINGE, A/W SYRINGE TIP, IMS CASSETTE CLIP, AND COLOR-CODED RINGS

ROOT PLANING SET-UP

DESCRIPTION	SUGGESTION
Cassette	IM416x*
Mirror/Handle	MIR5/3, MH6
Explorers	EXD11/12A6, EXTU17/236
Probe	PCP15/11.5
Sickle Scalars	SH6/76E2, S204SD6E2
Root Planing Curettes	SAS1/29, SAS7/89, SRPG11/129, SRPG13/149, SRPG15/169, SG17/189
Universal Curette	SM17/189E2
Dressing Pliers	DP2
Sharpening Stones	SS3C, SS299
Pumice Cup	PCUPM

OTHER RECOMMENDED PRODUCTS:

PROPHY ANGLE, SUCTION TIP, ASPIRATING SYRINGE, A/W SYRINGE TIP, IMS CASSETTE CLIP, AND COLOR-CODED RINGS.

SMALL PROPHY SET-UP

DESCRIPTION	SUGGESTION
Cassette	IM508x*
Mirror/Handle	MIR4/3, MH6
Explorer	EXD2A
Probe	PCP12/11.5
Sickle Scalars	SH6/79, S204S9
Universal Curettes	SC13/149, SBH1/29, SBH5/69
Pumice Cup	PCUPM

OTHER RECOMMENDED PRODUCTS:

PROPHY ANGLE, SUCTION TIP, COLOR-CODED RINGS, SHARPENING STONE SS3C

PEDODONTIC/SEALANT/IMPLANT SET-UP

DESCRIPTION	SUGGESTION
Cassette	IM508x*
Mirror/Handle	MIR4/3, MH6
Expro	XP23/11.56
Dressing Pliers	DP18
Sickle Scalars	SH6/79, S204S9
Curette	SC13/149
Implant Scaler	IMPLACAREII
Pumice Cup	PCUPM

OTHER RECOMMENDED PRODUCTS:

PROPHY ANGLE, SUCTION TIP, COLOR-CODED RINGS, SHARPENING STONE SS3C

x* See Section A for exact product code number.

EVEREDGE® SCALER HANDLES

#9 EverEdge 2.0



#9 EverEdge

#C8 Resin 8 Colors
for EverEdge &
EverEdge 2.0

IMMUNITY STEEL® SCALER HANDLES

DOUBLE END

#8 ResinEight



#7 Satin Steel Colours



#6 Satin Steel



#4 Round



#2 Octagonal



SINGLE END

#8 ResinEight



#7 Satin Steel Colours



#6 Satin Steel



#24 Round



#1 Octagonal



Carpal Tunnel Syndrome Prevention: Neurologists recommend alternating instrument handle sizes as one means of reducing stress. Larger diameter handles (#6, #7, #8 and #9) help lighten instrument grasp. Using a combination of various handle sizes plus a more relaxed grasp can help lessen the severity of the symptoms of Carpal Tunnel Syndrome.

Source: Gerwatowski, L.J., McFall, D.B., Stach, D.: Carpal Tunnel Syndrome; Risk Factors and Preventive Strategies for the Dental Hygienist. Journal of Dental Hygiene, February 1992.

HOW TO USE THIS SECTION

Instrument Name & Pattern — 11/12
Scaler

Part Code of pictured instrument — | SM11/127

Available handle designs — Handle options: #2,
#4, #6, #7, #8, #9

See index for all available part codes of a specific pattern.



NEW FINELY-HONED FINISH

EverEdge scalers are sharp...EverEdge 2.0 scalers are even sharper. Using an enhanced finishing process, Hu-Friedy's professional artisans are creating edges that are scientifically measured to be over 60% sharper than the next closest competitor. Less force means easier, more comfortable scaling for the clinician and patient.

PROPRIETARY PROCESS

Our proprietary processing ensures that the superior edge retention and wear characteristics of EverEdge Technology will last the entire life of the instrument. Since EverEdge is not a superficial coating, the instruments can be resharpened like any other scaler.

DIAMOND KNURL

The unique diamond knurl pattern on the large diameter handle provides a confident and comfortable grasp. The #9 EverEdge handle was also designed to be the optimal weight for reduced hand fatigue.

STAYS SHARPER EVEN LONGER

EverEdge 2.0 uses a new, optimized heat control process in order to maintain the hard, sharp edge. This heat control, plus several manufacturing intricacies in Hu-Friedy's proprietary process, provide the durability needed for effective procedures and continued use.

COMFORT ZONE CONE WITH SIGNATURE SERIES PURPLE GRIPS

Celebrating Dental Hygiene every day with new hygiene-purple grips! The colored grips also allow for easy identification of the EverEdge 2.0 scalers in each set-up.

“ As an educator, I always recommend Hu-Friedy's EverEdge instruments to my dental hygiene students. When well maintained, they can be sharpened so quickly and easily. A real advantage of the fine sharp cutting edge is **less hand fatigue for the hygienist and better comfort for the patient**, so both the clinician and patient can feel the benefits of EverEdge. ”

– JILL NIELD GEHRIG, RDH, MA
Dean Emeritus, Division of Allied Health

“ The EverEdge 2.0 blades **sharpened very easily and remained sharper** with each additional use.” ”

– JUDITH REID, M.Ed, RDH

Visit Hu-Friedy.com/EE2 for more information.






	DOUBLE-END HANDLES							SINGLE-END HANDLES				
	#2	#4	#6	#7	#8	#C8	#9	#1	#24	#6	#7	#8
Gracey	•	•	•	•	•	•	•					
After Five® Gracey	•	•	•	•	•	•	•					
Mini Five® Gracey	•	•	•	•	•	•	•					
Ball		•							•			
Barnhart	•	•	•	•	•	•	•					
Bunting	•	•	•									
Bunting File		•	•					•				
Cattoni		•	•	•	•				•	•		
Columbia	•	•	•	•	•	•	•					
Goldman-Fox	•	•	•									
Hirschfeld File	•	•	•									
Indiana University	•	•	•	•		•		•				•
Jacquette	•	•	•	•	•	•		•	•	•		
Kramer-Nevins	•	•										
Langer	•	•	•	•	•	•	•					
McCall	•	•	•	•	•	•	•		•			
Morse	•	•	•	•	•	•	•		•			
Odont	•	•	•					•				
Nevi			•	•	•	•	•					
Ratcliff		•		•								
Quétin			•	•								
SH6/7, SH5/33, S204, S204S, S204SD	•	•	•	•	•	•	•					
SN135, SN137, SN137M		•	•	•	•	•	•					
Taylor	•	•	•						•			
U15	•	•	•	•	•		•		•	•	•	•
U15/30, U15/33		•	•	•	•	•	•					
Vision Curvette® Scalers		•	•									
Younger-Good	•	•	•	•	•	•	•	•				

If the instrument tip/handle combination you desire is not shown, we will be glad to provide you with a quote for its preparation.
Instrument tips and handles are not sold separately.



SICKLE SCALERS

Designed for the removal of supragingival calculus



**H6/H7
Hygienist**
| SH6/79E2

Handle options: #2, #4, #6, #7, #8, #C8, #9
Super-thin, contra-angle design is for interproximal areas. Shank angulation provides accessibility to all anterior and premolar surfaces.



**H5/33
Hygienist-
Jacquette**
| SH5/339E2

Handle options: #2, #4, #6, #7, #8, #C8, #9
Super-thin sickle scaler combined with a straight sickle blade. For scaling interproximal and cervical areas of anterior teeth.



**H5/U15
Hygienist-
Towner**
| SH5/U156

Handle options: #2, #4, #6



**6/7
Goldman**
| SH6/76

Handle options: #2, #4, #6, #7, #8
Shortened blade version of H6/H7.



**U15
Towner**
| SU156

Handle options: #24, #6, #7, #8



**U15/30
Towner-
Jacquette**
| SU15/309E2

Handle options: #2, #4, #6, #7, #8, #C8, #9



**U15/33
Towner-
Jacquette**
| SU15/339E2

Handle options: #2, #4, #6, #7, #8, #C8, #9

Some scalers and curettes are available in an American Dental Classic style that is slightly more rigid in design, with a 5/32" working end. They are offered exclusively in ResinEight® handles. Contact your Hu-Friedy representative for specific part code availability.



NEVI® SCALERS



**Nevi 1
Anterior**

| SCNEVI19E2

Handle options:
#6, #7, #8, #C8, #9

An elongated disk end for anterior lingual stain and calculus removal paired with a super thin, anterior curved sickle.



**Nevi 1/H5
Anterior**

| SNEV1/H59E2

Handle options: #6, #7,
#8, #C8, #9

An elongated disk end for anterior lingual stain and calculus removal paired with a larger H5 sickle – a thin curved blade for interproximal and cervical anterior areas.



**Nevi 2
Posterior**

| SCNEVI29E2

Handle options: #6, #7,
#8, #C8, #9

A super thin posterior curved sickle scaler, the unique contra-angle design is great for interproximal reach and ergonomic hand positioning.



**Nevi 3
Posterior**

| SCNEVI39E2

Handle options: #C8, #9

Ultra slender, dual cutting blades provide effective placement in tight, narrow contacts and interproximal areas and precise access for effective removal of light-to-moderate deposits.



**Nevi 4
Posterior**

| SCNEVI49E2

Handle options: #C8, #9

Tapered dual cutting blades provide precise access for effective deposit removal and increased shank rigidity provides for effective removal of burnished, heavy and tenacious deposits.



SICKLE SCALERS

JACQUETTE SCALERS



THE CURVED SICKLE SCALER

Two cutting edges on a curved blade that end in a sharp point



THE STRAIGHT SICKLE SCALER

Two cutting edges on a straight blade that end in a sharp point. (Also known as a Jacquette Scaler)



JACQUETTE NAME GUIDE

Jacquette #30	Same as 1Y
Jacquette #31	Same as 2Y
Jacquette #32	Same as 3Y
Miniature Jacquette #33	Same as 1YS
Miniature Jacquette #34	Same as 2YS
Miniature Jacquette #35	Same as 3YS

30/33 Jacquette
| SJ30/339E2
Handle options:
#2, #4, #6, #7, #8,
#C8, #9
Combination
standard and
miniature
anterior
Jacquette

31/32 Jacquette
| SJ31/329E2
Handle options:
#2, #4, #6, #7, #8,
#C8, #9
Posterior
standard
Jacquette

34/35 Jacquette
| SJ34/359E2
Handle options:
#2, #4, #6, #7, #8,
#C8, #9
Posterior
miniature
Jacquette

H3/H4 Jacquette
| SH3/46
Handle options:
#2, #4, #6

14/15 Posterior Jacquette
| SJ14/156
Handle options:
#2, #4, #6



204
| **S2046**

Handle options:
#2, #4, #6



204IUFW
| **SIUFW2049E2**

Handle options:
#2, #4, #6, #7, #8,
#C8, #9



204S
| **S204S9E2**

Handle options:
#2, #4, #6, #7, #8,
#C8, #9

For posterior
supra-gingival
interproximal
scaling



204SD
| **S204SD9E2**

Handle options:
#2, #4, #6, #7, #8,
#C8, #9

Contra angle
design offers
greater access
to distal surfaces



1
Springfield
Anterior
| **SSP16**

Handle options:
#24, #6



2/3
Springfield
Anterior
| **SSP2/36**

Handle options:
#2, #4, #6



SICKLE SCALERS

POSTERIOR



135

| SN1359E2

Handle options: #4,
#6, #7, #8, #C8, #9



REM 3/4
Remington

| SRM3/46

Handle options:
#2, #4, #6



129

| S1296

Handle options:
#2, #4, #6



T2/T3
Taylor

| ST2/36

Handle options:
#2, #4, #6, #7, #8
Available
single-ended
(ST2 and ST26)

ANTERIOR



137

| SN1379E2

Handle options: #4,
#6, #7, #8, #C8, #9
Small anterior
sickle paired
with an anterior
universal curette



O/00
Morse

| SM0/009E2

Handle options: #2, #4,
#6, #7, #8, #C8, #9
Miniature blade for
scaling crowded or
overlapping anterior
teeth – excellent
for stain removal



137
Mini Five
| **SN137M6**
Handle options:
#6, #7, #8



OD1/33
Odont/
Jacquette
| **SOD1/336**
Handle options:
#2, #4, #6



128
Nebraska
| **SN128**
Handle options:
#24, #6, #7, #8



128
Nebraska DE
| **SN128DE9E2**
Handle options:
#9, #C8



USC-128
| **SUSC128**
Handle options:
#24, #6



WH-2
Whiteside
| **SWH2**
Handle options:
#24, #6



YG-15
Younger-Good
| **SYG156**
Handle options:
#1, #6



SICKLE SCALERS



CI-1
| **SCI1**
Handle options:
#24, #6



152
Cumine
| **SCM152**
Handle: #2
Use spoon
end for stain
removal
Use sickle
end for
supragingival
scaling



CI-2/3
| **SCI2/36**
Handle options:
#2, #4, #6, #7

BALL SCALERS



B-1
| **SB1**
Handle: #24



B-4
| **SB4**
Handle: #24



B-2/3
| **SB2/3**
Handle: #2



B-5/6
| **SB5/6**
Handle options:
#2, #4

CRANE-KAPLAN



CK-6
| **SCK66**
Handle: #2, #4, #6




CK-6D
| **SCK6D**
Handle options: #2, #4
Angle is not as
acute and the
blade is curved in
a different plane
than the SCK6.
The overall blade
size is smaller.



SCALER/CURETTE* SETS

McCALL SET



**11/12
Scaler**

| **SM11/127**

Handle options:
#2, #6, #7, #8

**11A/12A
Scaler**

| **SM11/12A6**

Handle options:
#2, #4, #6

**11/12S
Modified
McCall**

| **S11/12S6**

Handle options:
#4, #6

**13S/14S
Pointed
Curette**

| **SM13/14S9E2**

Handle options:
#2, #4, #6, #7, #8,
#C8, #9

Round tip
available
(SM13/14)

**MTC 13/14
Pointed
Curette**

| **SMTc13/146**

Handle options:
#4, #6

Longer blade
(1 mm) than
M13/14S

**17S/18S
Curette**

| **SM17/18S9E2**

Handle options:
#2, #4, #6, #7,
#8, #9

SM17/18S is the
same as SM17/18

**17S/18PT
Curette**

| **SM17/18PT9E2**

Handle: #6

**19/20
Curette**

| **SM19/20**


Handle: #2

* This publication spells curette as per Merriam-Webster's Collegiate Dictionary, Eleventh Edition, ©2005 Merriam-Webster, Inc.



SCALER/CURETTE SETS

GOLDMAN-FOX SET




**GF-1
Universal Scaler**

| **SGF16**

Handle options: #4, #6

For removing heavy supragingival and subgingival calculus; Useful on proximal surfaces and interproximal areas during periodontal surgical procedures.



**GF-5 Hoe
Buccal/Lingual**

| **SGF5**

Handle: #4

For removing heavy calculus deposits



**GF-2
Curette**

| **SGF26**

Handle options: #4, #6

Contour design for removal of calculus on anterior teeth and premolars



**GF-6
Hoe**

| **SGF6**

Handle: #4

For mesial/distal surfaces of the posterior teeth or facial/lingual surfaces of the anterior teeth



**GF-3
Curette**

| **SGF36**

Handle options: #4, #6

Same blade surface as GF-2, but specifically designed for the proximal surface of the posterior teeth.



GF-21

| **SGF21**

Handle Options: #4, #6

Sharp spoon on one end is for debridement in curettage procedures. Small scaler on the other end can be used with either a circumferential or vertical stroke.



**GF-4
Curette**

| **SGF46**

Handle options: #4, #6

Additional bend in the shank for easier calculus removal in the molar region



**GF-21S/33
Combination**

| **SGF21S/33**

Handle Options: #2, #4

Small end Goldman-Fox scaler with a #33 straight miniature Jacquette scaler

CATTONI SET



103/106

| **S103/1066**


Handle options: #4, #6



107/108

| **S107/1086**

Handle options:
#2, #4, #6, #7, #8



**104/105
Hoe/Chisel**

| **S104/1056**

Handle options: #4, #6



**107/108S
Modified**

| **S107/108S**

Handle options: #2, #4

Shorter shank than the S107/108



AVAILABLE IN
EVEREDGE 2.0
IN 2017

LANGER CURETTES



**1/2 Langer
(shown)**

| **SL1/29E2**

Handle options:
#4, #6, #7, #8, #C8, #9

**1/2 Langer
Rigid**

| **SL1/2R6**

Handle options:
#4, #6, #7, #8

**1/2 Langer
After Five**

| **SL1/2AF9E2**

Handle options:
#4, #6, #9

**1/2 Langer
Mini Five**

| **SL1/2MF6**

Handle options:
#4, #6, #9

Langer 1/2 for
mandibular posterior



**3/4 Langer
(shown)**

| **SL3/49E2**

Handle options:
#4, #6, #7, #8, #C8, #9

**3/4 Langer
Rigid**

| **SL3/4R6**

Handle options:
#4, #6, #7, #8

**3/4 Langer
After Five**

| **SL3/4AF9E2**

Handle options:
#4, #6, #9

**3/4 Langer
Mini Five**

| **SL3/4MF9E2**

Handle options:
#4, #6, #9

Langer 3/4 for
maxillary posterior



**5/6 Langer
(shown)**

| **SL5/69E2**

Handle options:
#4, #6, #7, #8, #C8, #9

**5/6 Langer
Rigid**

| **SL5/6R6**

Handle options:
#4, #6

**5/6 Langer
After Five**

| **SL5/6AF6**

Handle options:
#4, #6

**5/6 Langer
Mini Five**

| **SL5/6MFPE2**

Handle options:
#4, #6, #9

Langer 5/6 for
maxillary and
mandibular anterior



**17/18 Langer
(shown)**

| **SL17/189E2**

Handle options:
#4, #6, #7, #8, #C8, #9

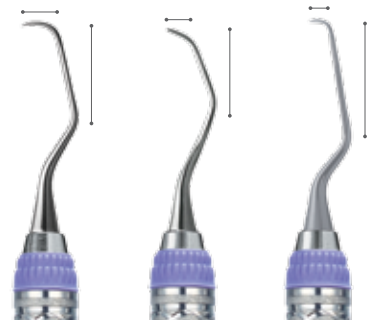
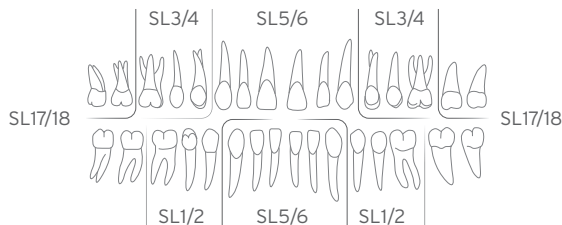
**17/18R Langer
Rigid**

| **SL17/18R6**

Handle options:
#4, #6

Langer 17/18 for maxillary
and mandibular posterior

LANGER APPLICATION CHART



**Standard
Langer
Curette**

**After Five®
Curette**


**Mini Five®
Curette**

- After Five and Mini Five terminal shanks are elongated by 3 mm for access into deep periodontal pockets and root surfaces of 5 mm or more.
- Blade is 10% thinner than standard Langer to ease gingival insertion and reduce tissue distention.
- Mini Five has a reduced blade, half the length of the After Five or standard Langer, for better adaptation in narrow pockets and furcations.

Langer curettes have the shank design of a Gracey curette combined with a universal blade. These instruments can scale all surfaces.



UNIVERSAL CURETTES



COLUMBIA



2R/2L Columbia

| **SC2R/2L9E2**

Handle options: #8, #C8, #9

Anterior application



4R/4L Columbia

| **SC4R/4L9E2**

Handle options: #2, #4, #6,
#7, #8, #C8, #9

Posterior application



**13/14
Columbia
(shown)**

| **SC13/149E2**

Handle options: #2, #4,
#6, #7, #8, #C8, #9

Universal
application

**13/14
Columbia
Rigid**

| **SC13/14E2**

Handle options:
#2, #4, #6, #7, #8

Universal
application

**13/14
Columbia
Curved Tip**

| **SC13/14C**

Handle options:
#2, #4

Universal
application



IU13/14 Indiana University

| **SIU13/146**

Handle options: #2, #4, #6

Anterior




IU17/18 Indiana University

| **SIU17/186**

Handle options: #2, #4, #6, #7, #8

Posterior



1/2 Bunting

| **SBN1/2**

Handle options: #2, #4, #6

Curette-Chisel combination



5/6 Bunting

| **SBN5/6**

Handle: #2



YG7/8 Younger-Good

| **SYG7/89E2**

Handle options: #2, #4, #6, #7, #8, #C8, #9

BARNHART



1/2 USC Barnhart

| **SBH1/2USC9E2**

Handle: #9



5/6 USC Barnhart

| **SBH5/6USC9E2**

Handle: #9



**1/2 Barnhart
(shown)**

| **SBH1/29E2**

Handle options: #2, #4,
#6, #7, #8, #C8, #9

**1/2 Barnhart
Rigid**

| **SBH1/2R9E2**

Handle options: #2, #4,
#6, #7, #8, #C8, #9



**5/6 Barnhart
(shown)**

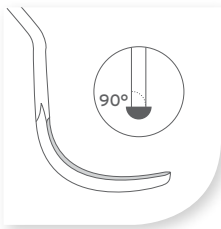
| **SBH5/69E2**

Handle options: #2, #4,
#6, #7, #8, #C8, #9

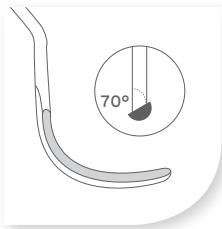
**5/6 Barnhart
Rigid**

| **SBH5/6R9E2**

Handle options: #2, #4,
#6, #7, #8, #C8, #9



Blade angulation of
a Universal Curette



Blade angulation of
a Gracey Curette




HU1/2 Hutchinson

| **SHU1/2**

Handle: #2

Anterior



13S/14S Bates

| **SBT13/14S**

Handle: #2



UC3/4 Ratcliff

| **SUCR3/49E2**


Handle options: #6, #8, #9



**3/4 Rule
[23-24]**

| **SR3/4**

Handle options:
#2, #4, #6



**10/11
Loma Linda
(shown)**

| **SLL10/116**

Handle options:
#6, #7, #8

**10/11
Loma Linda
Rigid**

| **SLL10/11R6**

Handle options:
#6, #8

**10/11
Loma Linda
Slim**

| **SLL10/11S6**

Handle options:
#6, #8



411/412

| **S411/412**

Handle options:
#2, #4



1/2 Mallory

| **SMAL1/2**


Handle options:
#2, #4



413/414

| **S413/414**


Handle options:
#2, #4



**ME-1
[10-11]**

| **SME1**

Handle: #2



31/32 Goldman

| **SHG31/32**

Handle: #2

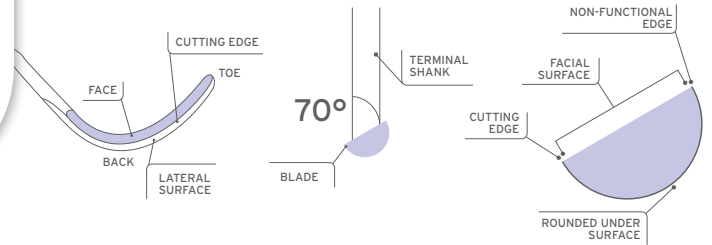
Curette version of
31/32 Jacquette





GRACEY CURETTES

Designed to adapt to a specific area or tooth surface.



STANDARD GRACEY CURETTES

- Area-specific allows for deep scaling, root planing and periodontal debridement.
- Offset blade provides a perfect working angulation for the tooth surface.
- Offset blade angulation means only the lower cutting edge of each blade is used.



1/2
(shown)

| **SG1/29E2**

Handle options: #2, #4,
#6, #7, #8, #C8, #9

1/2
Rigid

| **SG1/2R9E2**

Handle options: #2, #4,
#6, #7, #8, #C8, #9

Slight contra-angle for anterior
incisors and canines



3/4
(shown)

| **SG3/49E2**

Handle options: #2,
#4, #6, #7, #8, #C8, #9

3/4
Rigid

| **SG3/4R9E2**

Handle options: #2, #4,
#6, #7, #8, #C8, #9

Short contra-angle for anterior
incisors and canines



5/6
(shown)

| **SG5/69E2**

Handle options: #2, #4,
#6, #7, #8, #C8, #9

5/6
Rigid

| **SG5/6R9E2**

Handle options: #2, #4,
#6, #7, #8, #C8, #9

5/6
Extra Rigid

| **SG5/6ER6**

Handle options:
#2, #4, #6, #7, #8

Medium contra-angle for
anterior and premolars



7/8
(shown)

| **SG7/89E2**

Handle options: #2, #4,
#6, #7, #8, #C8, #9

7/8
Rigid

| **SG7/8R9E2**

Handle options: #2, #4,
#6, #7, #8, #C8, #9

7/8
Extra Rigid

| **SG7/8ER6**

Handle options:
#4, #6, #7, #8

Medium contra-angle for
premolars and molars, facial
and lingual surfaces

Extra Rigid Gracey curettes are ideal for tenacious calculus removal, gross scaling, and initial debridement. Blades, however, are identical in size to standard Gracey curettes.



GRACEY 1/2



GRACEY 7/8



GRACEY 11/12



GRACEY 13/14



GRACEY 15/16



GRACEY 17/18



9/10⁺
(shown)

| **SG9/109E2**

Handle options: #2, #4,
#6, #7, #8, #C8, #9

9/10
Rigid

| **SG9/10R9E2**

Handle options:
#2, #4, #6, #7, #8

Long contra-angle for molar buccal and lingual surfaces and a more pronounced angle than 7/8 for less accessible root surfaces.



11/12⁺
(shown)

| **SG11/129E2**

Handle options: #2, #4,
#6, #7, #8, #C8, #9

11/12
Rigid

| **SG11/12R9E2**

Handle options: #2, #4,
#6, #7, #8, #C8, #9

11/12
Extra Rigid

| **SG11/12ER8**

Handle options:
#4, #6, #7, #8

Angulated to reach mesial surfaces of posterior teeth



13/14⁺
(shown)

| **SG13/149E2**

Handle options: #2, #4,
#6, #7, #8, #C8, #9

13/14
Rigid

| **SG13/14R9E2**

Handle options: #2, #4,
#6, #7, #8, #C8, #9

13/14
Extra Rigid

| **SG13/14ER8**

Handle options:
#4, #6, #7, #8

Angulated to reach distal surfaces of posterior teeth



15/16⁺
(shown)

| **SG15/169E2**

Handle options: #2, #4,
#6, #7, #8, #C8, #9

15/16
Rigid

| **SG15/16R9E2**

Handle options: #2, #4,
#6, #7, #8, #C8, #9

Same shank bends as 13/14, but blade positioned to reach mesial posterior surfaces



17/18

| **SG17/189E2**

Handle options: #2, #4,
#6, #7, #8, #C8, #9

17/18
Rigid

| **SG17/18R9E2**

Handle options: #2, #4,
#6, #7, #8, #C8, #9

Accentuated angles improve access to distal posterior surfaces. The 17/18 also has smaller blade and slightly longer terminal shank.

The Rigid Gracey has a thicker, stronger, and less flexible shank than the standard Gracey. This allows for removal of moderate to heavy calculus.

*Area-specific curettes also available in Kramer-Nevins and Turgeon designs.



PATTISON GRACEY LITE CURETTES

Periodontal Maintenance Curettes by Anna Pattison

Whether following initial scaling or surgery, the gingiva tightens as it heals and there may be areas of recession and/or residual pocket depth. Likewise, patients with relatively healthy gingiva also have tight tissue. In either case, these areas require a smaller and thinner curette blade to insert subgingivally.



1/2
| **SG1/29APE2**
Handle options: #9

Modified Gracey 1/2 with a rigid shank and a face angle offset at 60 degrees featuring a thinner, shorter blade for easier subgingival access.



7/8
| **SG7/89APE2**
Handle options: #9

Modified Gracey 7/8 with a rigid shank and a face angle offset at 60 degrees featuring a thinner, shorter blade for easier subgingival access.



11/12
| **SG11/129APE2**
Handle options: #9

Modified Gracey 11/12 with a rigid shank and a face angle offset at 60 degrees featuring a thinner, shorter blade for easier subgingival access.



13/14
| **SG13/149APE2**
Handle options: #9

Modified Gracey 13/14 with a rigid shank and a face angle offset at 60 degrees featuring a thinner, shorter blade for easier subgingival access.

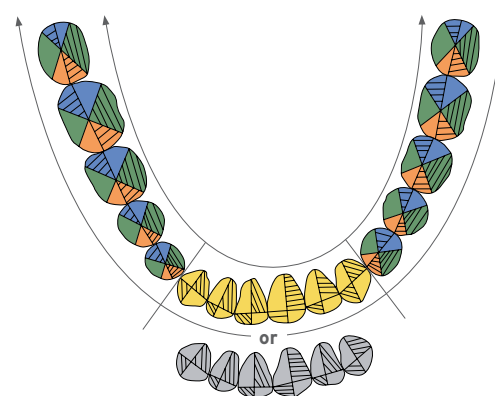
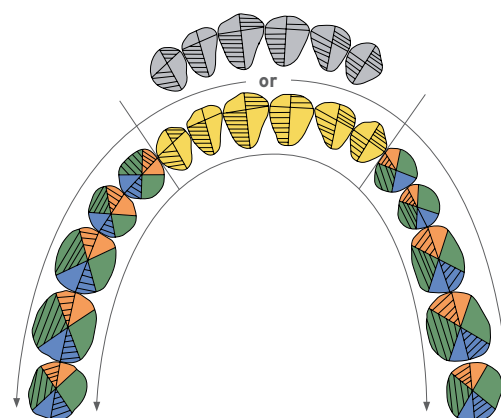
These new instruments have shorter, thinner, smaller blades honed at a 60° angle with a modified rigid shank specially designed to allow easier access and easier insertion under tight tissue.



DESIGN COMPARISONS

Refer to the chart to match instruments with area of application by using the color-coded diagram below.

Gracey Type	Shank Design & Diameter	Blade Length	Blade Width	Available Patterns & Area of Use
Standard (Finishing)	Standard	Standard	Standard	1/2, 3/4, 5/6 7/8, 9/10 11/12, 15/16 13/14, 17/18*
Rigid	Standard design, increased shank diameter	Standard	Standard	1/2, 3/4, 5/6 7/8, 9/10 11/12, 15/16 13/14, 17/18*
After Five*	Longer terminal shank, standard diameter	Standard	Decreased by 10% compared to Standard	1/2, 3/4, 5/6 7/8 11/12, 15/16 13/14
Rigid After Five	Longer terminal shank, increased diameter	Standard	Decreased by 10% compared to Standard	1/2, 3/4, 5/6 7/8 11/12, 15/16 13/14
Mini Five	Longer terminal shank, standard diameter	Decreased by 50%	Decreased by 10% compared to Standard	1/2, 3/4, 5/6 7/8 11/12, 15/16 13/14
Rigid Mini Five	Longer terminal shank, increased diameter	Decreased by 50%	Decreased by 10% compared to Standard	1/2, 3/4, 5/6 7/8 11/12, 15/16 13/14
Micro Mini Five	Longer terminal shank, increased diameter	Decreased by 50%	Decreased by 20% compared to Mini Five	1/2 7/8 11/12 13/14



	ANTERIOR	1/2, 3/4, 5/6
	BUCCAL/LINGUAL	7/8, 9/10
	MESIAL SURFACES PREMOLARS, MOLARS	11/12, 15/16
	DISTAL SURFACES PREMOLARS, MOLARS	13/14, 17/18*

HU-FRIEDY THINNING SERVICE

Most scalers and curettes (except After Five® and Mini Five®) can be thinned to create an extra fine blade. Add TSDE to double-end or TSSE to single-end to the original part code.



GRACEY CURETTES

AFTER FIVE® GRACEY CURETTES

Designed to adapt to a specific area or tooth surface.

- Terminal shank is 3 mm longer than Standard Gracey.
- Longer terminal shank allows better access to deep pockets and areas with recession.
- Blade is 10% thinner than standard Gracey curette to allow for less tissue distention when accessing deeper pockets.



Terminal shank redesigned to be 3 mm longer than a standard Gracey curette.



Gracey After Five curette reaching deep into a pocket.

MINI FIVE® GRACEY CURETTES

- Terminal shank is 3 mm longer than Standard Gracey.
- Compared to the standard Gracey curette, blade is 50% shorter and 10% thinner.
- Good for scaling in deep, narrow pockets.



Mini Five reaching into a deep pocket on a narrow root.

GRACEY COMPARISON CHART




*Not available in 11/14 or 12/13



AFTER FIVE

Designed to adapt to a specific area or tooth surface.



1/2	3/4	5/6	7/8	11/12	13/14	15/16	11/14 Mesial/ Distal	12/13 Mesial/ Distal
SRPG1/29E2	SRPG3/49E2	SRPG5/69E2	SRPG7/89E2	SRPG11/129E2	SRPG13/149E2	SRPG15/169E2	SRPG11/149E2	SRPG12/139E2
Handle options: #2, #4, #6, #7, #8, #C8, #9 on all After Five patterns							Rigid	Rigid
SRP1/2R9E2	SRP3/4R9E2	SRP5/6R9E2	SRP7/8R9E2	SRP11/12R9E2	SRP13/14R9E2	SRP15/16R9	SRP11/14R4	SRP12/13R4E2
Handle options: #2, #4, #6, #7, #8, #C8, #9 on all After Five Rigid patterns except where noted							Handle: #4	Handle: #4

Extra Rigid	Extra Rigid	Extra Rigid	Extra Rigid
SRP5/6E6	SRP7/8E6	SRP11/12E6	SRP13/14E6

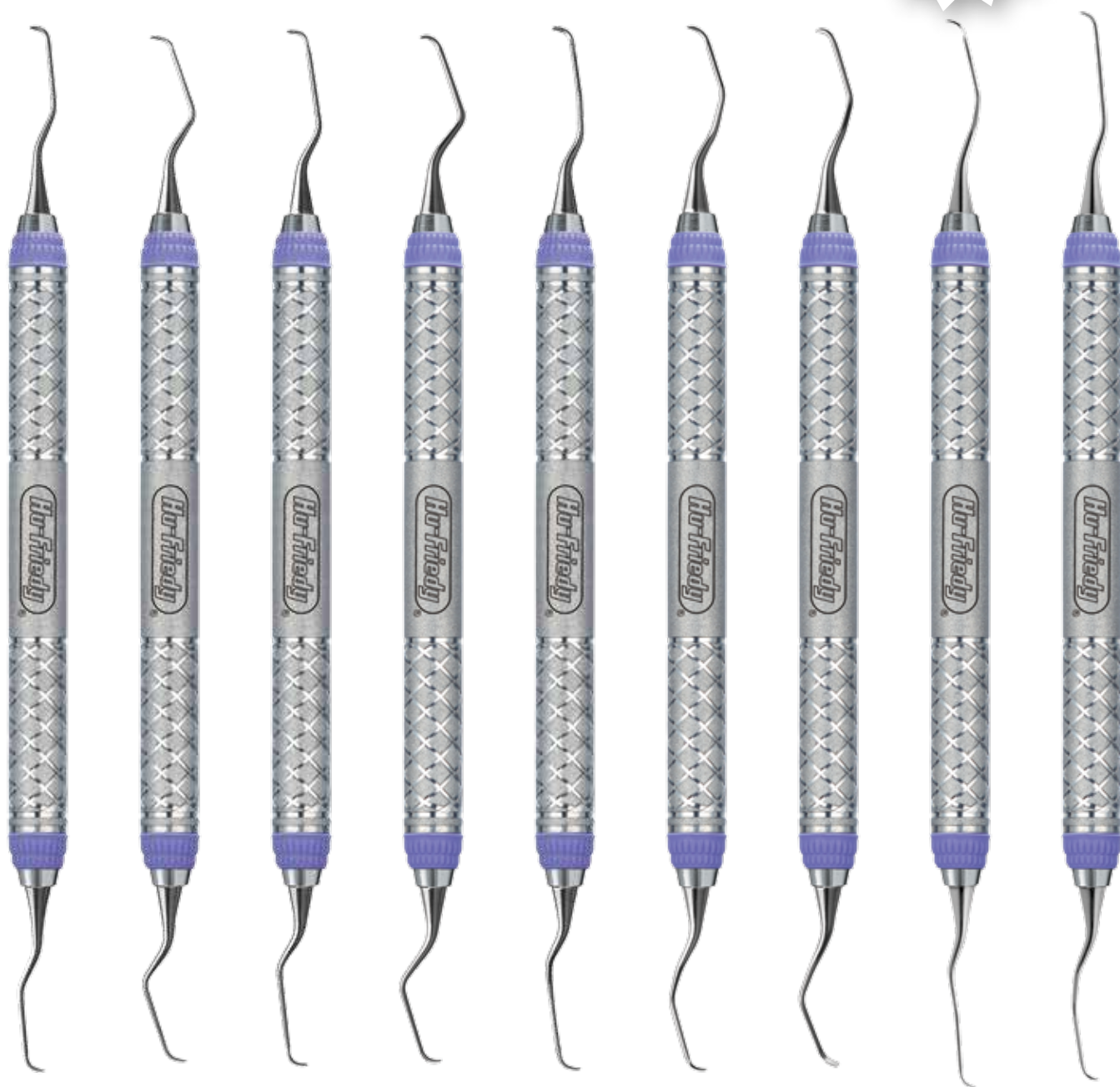
Handle options: #6, #7, #8 on all After Five Extra Rigid patterns



GRACEY CURETTES

MINI FIVE

AVAILABLE IN
EVEREDGE 2.0
IN 2017



1/2	3/4	5/6	7/8	11/12	13/14	15/16	11/14 Mesial/Distal	12/13 Mesial/Distal
SAS1/29E2	SAS3/49E2	SAS5/69E2	SAS7/89E2	SAS11/129E2	SAS13/149E2	SAS15/169E2	SAS11/149E2	SAS12/139E2

Handle options: #2, #4, #6, #7, #8, #9 on all Mini Five patterns. #C8 on all Mini Five Patterns except 11/14 and 12/13 Mesial/Distal Gracey Currettes

Rigid	Rigid	Rigid	Rigid	Rigid	Rigid	Rigid
SAS1/2R9E2	SAS3/4R9E2	SAS5/6R9E2	SAS7/8R9E2	SAS11/12R9E2	SAS13/14R9E2	SAS15/16R9E2

Handle options: #2, #4, #6, #7, #8, #C8, #9 on all Mini Five Rigid patterns



MICRO MINI

- Longer terminal shank designed to access deep periodontal pockets
- Compared to the standard Gracey curette, blade is 50% shorter for better adaptation in narrow pockets and furcations
- Blade is 20% thinner than a Mini Five Gracey to help reduce tissue distension and ease gingival insertion



Micro Mini
Gracey Curette
| SMS11/129E2
Handle: #9



Micro Mini
Five 1/2
| SMS1/29E2
Handle: #9



Micro Mini
Five 7/8
| SMS7/89E2
Handle: #9



Micro Mini
Five 11/12
| SMS11/129E2
Handle: #9



Micro Mini
Five 13/14
| SMS13/149E2
Handle: #9



GRACEY CURETTES

GRACEY MESIAL-DISTAL CURETTES

These combinations of working ends are designed to complete an entire facial or lingual sextant without changing instruments, increasing efficiency.



11/14
Mesial/Distal
(shown)

| **SG11/146**

Handle options: #2,
#4, #6, #7, #8, #C8

11/14
Mesial/Distal
Rigid

| **SGR11/14R**

Handle options: #2, #4



12/13
Mesial/Distal
(shown)

| **SG12/136**

Handle options: #2,
#4, #6, #7, #8, #C8

12/13
Mesial/Distal
Rigid

| **SGR12/13R**

Handle options: #2, #4

GRACEY PROPHY CURETTES

The blades are the same size as the Gracey Standard Curettes, but the shank is shorter and more rigid for removal of supra-gingival deposits.



P1/2

| **SGP1/2**

Handle options: #2, #7



P3/4

| **SGP3/4**

Handle options: #2, #7



P5/6

| **SGP5/6**

Handle options: #2, #7



P7/8

| **SGP7/8**

Handle options: #2, #7

THE CLAYTON GRACEY STORY

In the late 1940s, an innovative dentist from the University of Michigan had a vision. Clayton Gracey wanted to **"give every dentist the possibility to treat even the deepest and least accessible periodontal pockets simply and without traumatic stretching of the gingiva."**

Dr. Gracey brought his idea to Hugo Friedman, the founder of Hu-Friedy, who supported his concept. Together they developed a series of 14 single-ended area-specific instruments for the successful removal of deposits from root surfaces.

Dr. Gracey's designs laid the groundwork for the new instruments of today. Currently, Gracey curettes are available as double-ended instruments with multiple handle choices.

The Gracey curettes have come a long way since the original design. Hu-Friedy currently manufactures a variety of styles and patterns, such as After Five® curettes with a longer terminal shank and thinned blade, Mini Five® curettes with After Five® features and a shorter blade, and the 15/16 and 17/18 patterns. An optional Rigid shank is available on all of the Gracey designs.

Hu-Friedy is continually looking for new ways to improve our existing products. Our success is dedicated to the pioneers in dentistry, including Dr. Clayton Gracey, who helped to make a vision become not only a reality, but also a part of every dental office today.



RESIN 8 COLORS

For EverEdge & EverEdge 2.0

Hu-Friedy's Resin 8 Colors are ergonomic, lightweight and offer a color-coding system based on specific areas of the mouth. Plus, each scaler and curette features Hu-Friedy's proprietary EverEdge® technology, which keeps the working ends sharper longer. See the full list of Resin 8 Colors part codes on page D27.

SICKLE SCALERS



ANTERIOR: Nevi 1 & Nevi 1/H5, H6/7 Hygienist, H5/33 Hygienist, 30/33 Jacquette, Centennial



POSTERIOR: 204 IUFW, 204S, 204SD, 135, Nevi 2, Nevi 3, Nevi 4, 31/32, Standard Jacquette, 34/35 Miniature Jacquette

UNIVERSAL CURETTES



BARNHART: 1/2, 1/2R, 5/6, 5/6R
COLUMBIA: 2R/2L, 4R/4L, 13/14
YOUNGER-GOOD: 7/8
MCCALL: 13/14, 13/14S, 17/18
LANGER: 1/2, 3/4, 5/6, 17/18



RESIN 8 COLORS

GRACEY CURETTES



■ 1/2, 3/4

1/2 and 3/4 Graceys available in Standard, Rigid, After Five, After Five Rigid, Mini Five® and Mini Five Rigid varieties



■ 5/6

5/6 Graceys available in Standard, Rigid, After Five, After Five Rigid, Mini Five and Mini Five Rigid varieties



■ 7/8, 9/10

7/8 Graceys available in Standard, Rigid, After Five, After Five Rigid, Mini Five and Mini Five Rigid varieties
9/10 Graceys available in Standard



■ 11/12, 15/16

11/12 and 15/16 Graceys available in Standard, Rigid, After Five, After Five Rigid, Mini Five and Mini Five Rigid



■ 13/14, 17/18

13/14 Graceys available in Standard, Rigid, After Five, After Five Rigid, Mini Five and Mini Five Rigid
17/18 Graceys available in Standard and Rigid

■ 11/14 and 12/13 Graceys are available in the Standard variety and come in a Resin 8 Colors red handle



GRACEY CURETTES

GRACEY 1/2

Standard	SG1/2C8E2
Rigid	SG1/2RC8
After Five	SRPG1/2C8E2
After Five Rigid	SRP1/2RC8E2
Mini Five	SAS1/2C8E2
Mini Five Rigid	SS1/2RC8E2

GRACEY 3/4

Standard	SG3/4C8E2
Rigid	SG3/4RC8E2
After Five	SRPG3/4C8E2
After Five Rigid	SRP3/4RC8E2
Mini Five	SAS3/4C8E2
Mini Five Rigid	SS3/4RC8E2

GRACEY 5/6

Standard	SG5/6C8E2
Rigid	SG5/6RC8E2
After Five	SRPG5/6C8E2
After Five Rigid	SRP5/6RC8E2
Mini Five	SAS5/6C8E2
Mini Five Rigid	SS5/6RC8E2

GRACEY 7/8

Standard	SG7/8C8E2
Rigid	SG7/8RC8E2
After Five	SRPG7/8C8E2
After Five Rigid	SRP7/8RC8E2
Mini Five	SAS7/8C8E2
Mini Five Rigid	SS7/8RC8E2

GRACEY 9/10

Standard	SG9/10C8E2
----------	------------

GRACEY 11/12

Standard	SG11/12C8E2
Rigid	SG11/12RC8E2
After Five	SRP11/12C8E2
After Five Rigid	SP11/12RC8E2
Mini Five	SAS11/12C8E2
Mini Five Rigid	SS11/12RC8E2

GRACEY 13/14

Standard	SG13/14C8E2
Rigid	SG13/14RC8E2
After Five	SRP13/14C8E2
After Five Rigid	SP13/14RC8E2
Mini Five	SAS13/14C8E2
Mini Five Rigid	SS13/14RC8E2

GRACEY 15/16

Standard	SG15/16C8E2
Rigid	SG15/16RC8E2
After Five	SRP15/16C8E2
After Five Rigid	SP15/16RC8E2
Mini Five	SAS15/16C8E2
Mini Five Rigid	SS15/16RC8E2

GRACEY 17/18

Standard	SG17/18C8E2
Rigid	SG17/18RC8E2

GRACEY 11/14

Standard	SG11/14C8E2
----------	-------------

GRACEY 12/13

Standard	SG12/13C8E2
----------	-------------

UNIVERSAL CURETTES

BARNHART

1/2	SBH1/2C8E2
1/2 Rigid	SBH1/2RC8E2
5/6	SBH5/6C8E2
5/6 Rigid	SBH5/6RC8E2

COLUMBIA

2R/2L	SC2R/2LC8E2
4R/4L	SC4R/4LC8E2
13/14	SC13/14C8E2

YOUNGER-GOOD

7/8	SYG7/8C8E2
-----	------------

McCALL

13/14	SM13/14C8E2
13S/14S	SM13/14SC8E2
17/18	SM17/18C8E2

LANGER

1/2	SL1/2C8E2
3/4	SL3/4C8E2
5/6	SL5/6C8E2
17/18	SL17/18C8E2


SICKLE SCALERS

ANTERIOR SICKLE SCALERS

Nevi 1	SCNEVI1C8E2
Nevi 1/H5	SNEV1/H5C8E2
H5/33	SH5/33C8E2
H6/7	SH6/7C8E2
30/33 Jacquette	SJ30/33C8E2
O/00 Morse	SM0/00C8E2
137	SN137C8E2
U15/30 Jacquette	SU15/30C8E2
U15/33 Jacquette	SU15/33C8E2
Centennial	SDH100C8E2

POSTERIOR SICKLE SCALERS

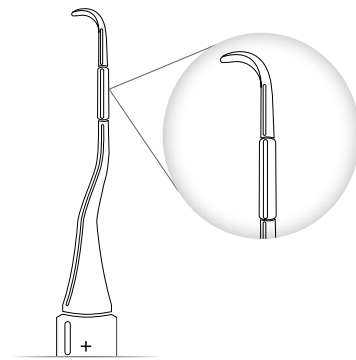
204 IUFW	SIUFW204C8E2
204S	S204SC8E2
204SD	S204SDC8E2
Nevi 2	SCNEVI2C8E2
Nevi 3	SCNEVI3C8E2
Nevi 4	SCNEVI4C8E2
31/32 Jacquette	SJ31/32C8E2
34/35 Jacquette	SJ34/35C8E2
135	SN135C8E2





AREA-SPECIFIC CURETTES

Designed to adapt to a specific area or tooth surface.



VISION CURVETTES

- 50% shorter, curved blades
- 5 mm and 10 mm shank markings
- Blade identification mark (+) on handle
- Identification bands on handle: one band on 11/12, two bands on 13/14 (on #4 handle only)



Curvette 11/12

| **SGC11/12**

Handle options: #4, #6

For mesial surfaces of molars and improved adaptation into furcations




Curvette 1/2

| **SGC1/2**

Handle options: #4, #6

For anterior and premolar surfaces and interproximal areas



Curvette Sub-Zero

| **SGCSUB-06**

Handle options: #4, #6

Long shank reaches deep into the sulcus, adapting to the facial and lingual root surfaces



Curvette 13/14

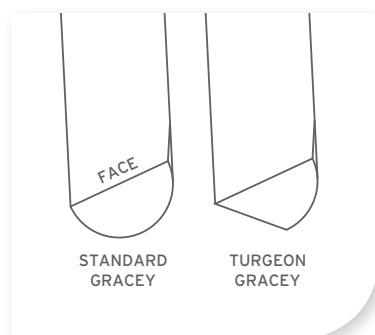
| **SGC13/14**

Handle options: #4, #6

For distal surfaces of molars and improved adaptation into furcations

TURGEON MODIFIED GRACEY CURETTES

- Blade is designed to produce a different cross section of blade angulation.
- Modified shape provides a sharper blade.
- Modified shape is easy to sharpen.
- Blades are narrow for ease of insertion.



Angulation of a Standard Gracey vs. a Turgeon Gracey



5/6 Modified Gracey

| **STG5/66**

Handle options: #2, #6



11/12 Modified Gracey

| **STG11/126**

Handle options: #2, #6



13/14 Modified Gracey

| **STG13/146**

Handle options: #2, #6



13/14S Modified McCall

| **STM13/14S6**

Handle options: #2, #6



17/18S Modified McCall

| **STM17/18S6**

Handle options: #2, #6



DEBRIDEMENT CURETTES*

These unique curettes are used after ultrasonic scaling for gentle removal of residual deposits and for smoothing the root surface.

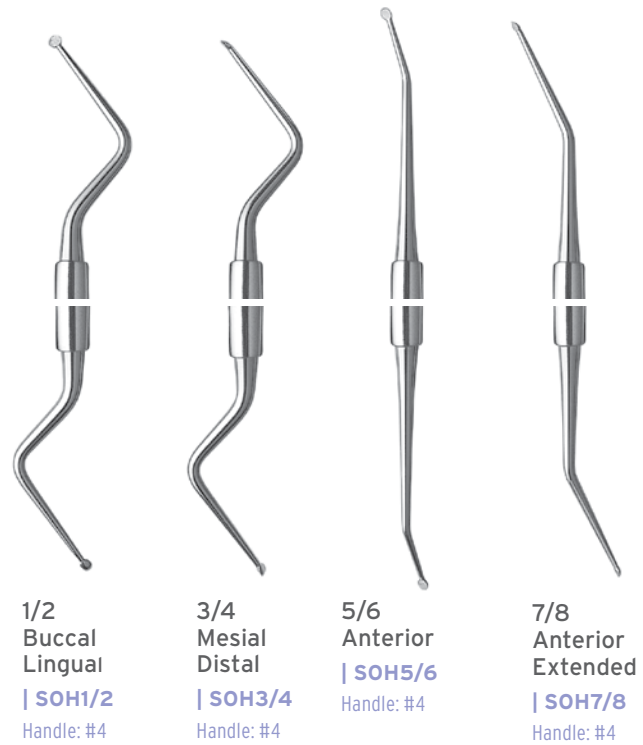
IDEAL FOR FURCATIONS, DEVELOPMENTAL GROOVES & LINE ANGLES



Entire edge of the blade is a cutting edge enabling a push or pull stroke in all directions - vertical, horizontal or oblique.




Shanks are extended for easy access into deep pockets.

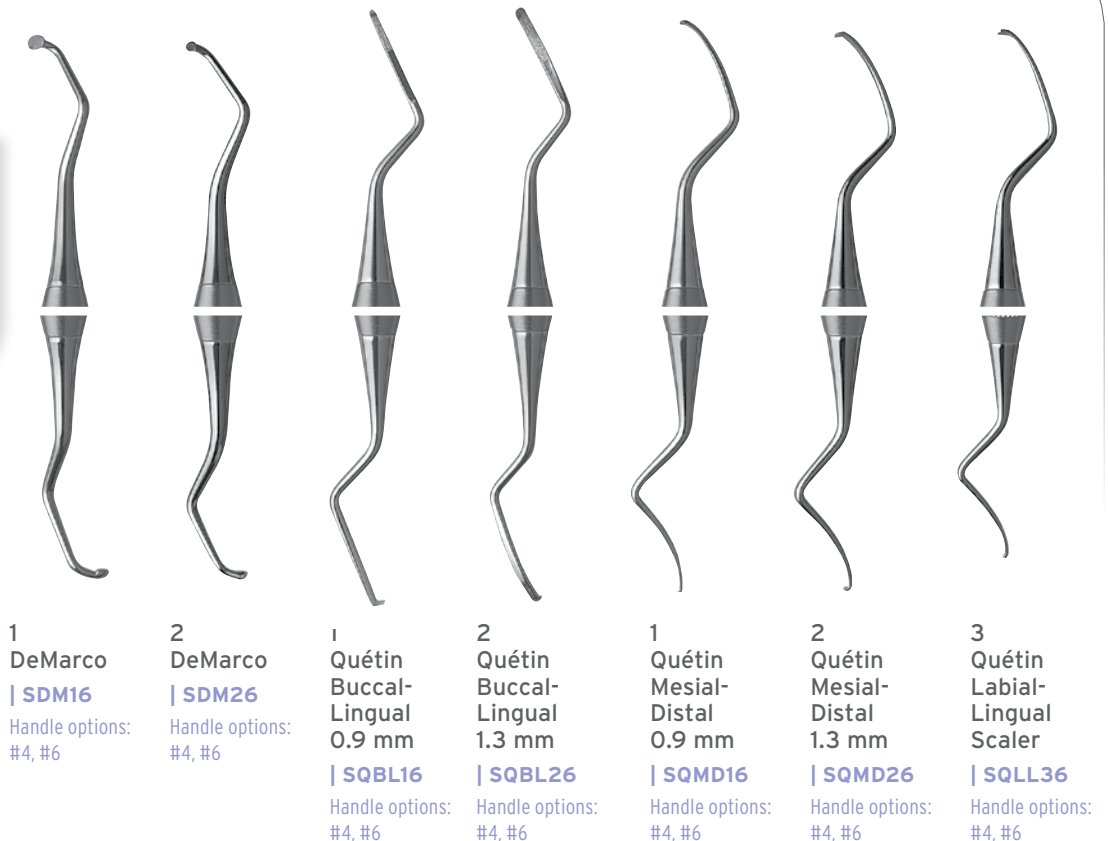


FURCATION CURETTES

Designed for scaling root concavities and furcations.



Comparison of 1.3 mm and 0.9 mm curette blades



*Designed in consultation with Trisha O'Hehir, RDH.

The DeMarco Curettes are excellent for stain removal on anterior lingual surfaces.



IMPLACARE® II SCALERS


For implant maintenance, Implacare II is used to remove plaque and calculus with the least amount of alteration to titanium abutments.*



Implant Maintenance Care Starter Kit		IMPCKITII
Implacare II	Colorvue	
1 Implacare scaler handle	1 Colorvue probe handle	
1 set of 204S scaler tips	1 set of PCV11 tips (3-6-8-11)	
1 set of H6/H7 scaler tips	1 set of PCV12 tips (3-6-9-12)	
1 set of Columbia 4R/4L tips	1 set of Williams tips (1-2-3-5-7-8-9-10)	
1 set of Langer 1/2 tips	1 set of UNC12 tips (1-2-3-4-5-6-7-8-9-10-11-12)	
1 set of Barnhart 5/6 tips		

Langer 1/2 Kit (Handle & 12 pairs)	IMPLLG1/26
Langer 1/2 Tips Refill Package (12 pairs)	IMPLLG1/2
Barnhart 5/6 Kit (Handle & 12 Pairs)	IMPLBH5/66
Barnhart 5/6 Tips Refill Package (12 pairs)	IMPLBH5/6
Columbia 4R/4L Kit (Handle & 12 pairs)	IMPL4R/4L6
Columbia 4R/4L Tips Refill Package (12 pairs)	IMPL4R/4L
H6/H7 Kit (Handle & 12 pairs)	IMPLH6/76
H6/H7 Tips Refill Package (12 pairs)	IMPLH6/7
204S Kit (Handle & 12 pairs)	IMPL204S6
204S Tips Refill Package (12 pairs)	IMPL204S
Implacare II Intro Kit (Includes all 5 tip designs)	IMPLINTRO6
Implacare II Assorted Tips Kit* (12 pairs)	IMPLSORT6
Implacare II Assorted Tips Refill Package* (12 pairs)	IMPLSORT


SICKLE SCALER TIPS



204S
NOW 20% THINNER!

Hygienist H6/H7
NOW 20% THINNER!

UNIVERSAL CURETTE TIPS



NEW Barnhart 5/6

NEW Langer 1/2

Columbia 4R/4L
NOW 20% THINNER!

Titanium abutment images are from the International Journal of Oral & Maxillofacial Implants study. Hallmon WW, Waldrop TC, Meffert RM, Wade BW. INT J ORAL MAXILLOFAC IMPLANTS 1996;11:96-100.

*Hasturk H, Huy Nguyen D, Sherzai H, Song X, Soukos N, Bidlack F, Van Dyke T. Comparison of the Impact of Scaler Material Composition on Polished Titanium Implant Abutment Surfaces. Journal of Dental Hygiene. 2013;87(4)

Scaling with Implacare II caused the least alteration to the abutment surface



ORIGINAL TITANIUM
ABUTMENT MAGNIFIED

PLASTIC MATERIAL
CONTAINING ABRASIVES

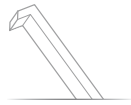
**AFTER
25
STROKES**

IMPLACARE II TIP
MADE WITH PLASTEEL

SPECIALTY SCALERS

HOE SCALERS

Used to dislodge heavy supramarginal calculus deposits
(use a pull stroke)



Centennial Scaler
| SDH1009E2
Handle options:
#9, #C8
Sickle, hoe
combination for
anterior deposits



7K
| S7K
Handle: #24



XS-15 Towner
| SXS156
Handle options:
#24, #6
For anterior
linguals



U15/13K
| SU15/13K
Handle: #4



WV1/2
| SWV1/2
Handle: #2



6/7 Orban Mesial/Distal
| S06/7
Handle options:
#2, #6



8/9 Orban Buccal/Lingual
| S08/9
Handle options:
#2, #6



FILE SCALERS

Used to crush and remove heavy calculus deposits
(use a pull stroke)



3/7 Hirschfeld Buccal/Lingual
| FH3/76
Handle options:
#2, #4, #6



10/11 Orban Buccal/Lingual
| FO10/11
Handle options:
#2, #4, #6



Orban Mesial/Distal
| FO12/13
Handle options:
#2, #4, #6



5/11 Hirschfeld Mesial/Distal
| FH5/11
Handle options:
#2, #4, #6



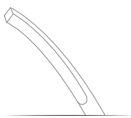
9/10 Hirschfeld Anterior
| FH9/10
Handle options:
#2, #4, #6



SPECIALTY SCALERS

CHISEL SCALERS

Used to dislodge bridges of calculus on anterior mandibular teeth (use a push stroke)



62
Cushing
| SCU62
Handle: #1



61
Cushing
| SCU61
Handle: #1



Zerfing
| SZ6
Handle options:
#24, #6

DARBY-PERRY CHISELS



DP5K/6K
| SDP5/6K
Handle: #2



DP9K/11K
| SDP9/11K
Handle: #2





DIAMONDTEC® FILE SCALERS

- The perfect size and shape to enhance definitive scaling in furcations and root depressions
- Double-ended designs allow for more efficient scaling
- Large diameter handle provides an ergonomic grip and helps reduce the symptoms of CTS*
- Signature Series grips make instruments easy to identify
- Diamond coated file scaler



SDCN7



SDCM/D7



360° OF
COVERAGE

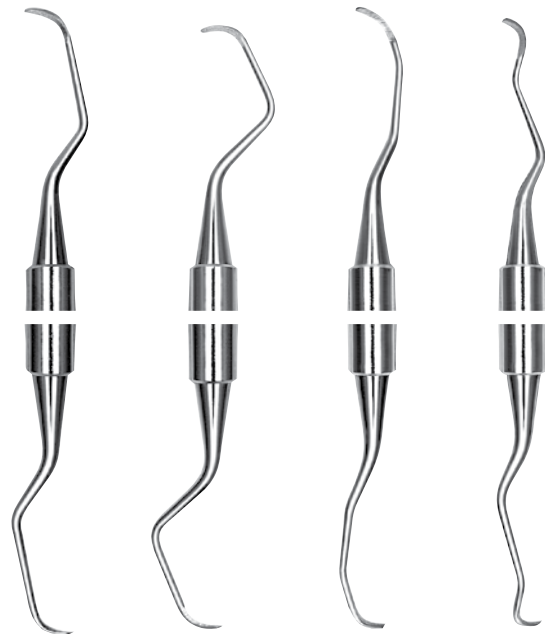


Mesial/
Distal
| SDCM/D7

Nabers
| SDCN7

KRAMER-NEVINS CURETTES

- The Kramer-Nevins modified Gracey curette series is designed for root planing and subgingival curettage.
- Features slightly modified blade curvatures, thinner profiles, and extra length to help gain access to difficult areas without losing curette "bite."
- Most commonly employed during initial pre-surgical preparation, and with all maintenance patients.
- Also extremely useful during surgery.



#5/6
Kramer-
Nevins
Curette

| SKN5/6

#7/8
Kramer-
Nevins
Curette

| SKN7/8

#11/12
Kramer-
Nevins
Curette

| SKN11/12

#13/14
Kramer-
Nevins
Curette

| SKN13/14

*Source: Gerwadowski, L.J., McFall, D.B., Stach, D.: Carpal Tunnel Syndrome; Risk Factors and Preventive Strategies for the Dental Hygienist. Journal of Dental Hygiene, February 1992.



DISPOSABLE PROPHY ANGLES

Hu-Friedy Disposable Propphy Angles feature ergonomic and design enhancements to improve clinical outcomes, reduce clinician stress and maximize patient acceptance. Available in standard straight and a 15° contra design with a choice of soft or firm cups, Hu-Friedy Disposable Propphy Angles enable you to perform at your best with the quality, reliability and performance you've come to expect from Hu-Friedy.



POINTS OF PERFORMANCE

- Inner spiral cup design with smooth exterior for superior paste delivery, greater interproximal reach and less splatter
- Precision-manufactured internal-drive components deliver reliable, smooth performance
- Proprietary grip for a light, secure grasp, greater rotational control and reduced hand fatigue
- Soft and firm cups meet clinician- and patient-specific requirements
- 15° contra angle style allows for a more comfortable, neutral wrist position
- Compatible with most common low-speed handpieces
- Not made with natural rubber latex

STANDARD



Soft

| DPA-SS

Box of 100

| DPA-SSB

Box of 1,000



Firm

| DPA-SF

Box of 100

| DPA-SFB

Box of 1,000

CONTRA ANGLE



Soft

| DPA-CS

Box of 100

| DPA-CSB

Box of 1,000



Firm

| DPA-CF

Box of 100

| DPA-CFB

Box of 1,000



INSTRUMENT SHARPENING

SIDEKICK SHARPENER

The Hu-Friedy Sidekick sharpener is designed for routine maintenance sharpening of scalers and curettes. Correct routine sharpening helps extend instrument life.

- The Sidekick sharpener is cordless for use anywhere in the dental office.
- Instrument Guide Channels and Vertical Backstops are “template-like” guides that help control blade angulation, providing consistent results.
- The Sidekick sharpener is compact and requires minimal space.

Sidekick Sharpening Kit

| SDKKIT

Kit Includes:
Sidekick Unit, User Manual & CD-ROM, Ceramic Sharpening Stone, Plastic Test Stick, Magnifying Lens and 2 AA Batteries.

Replacement Parts & Accessories

Guideplate Screw	SDKGPSCREW
Guideplate	SDKGPLATE
Ceramic Stone	SDKSTONEC
Coarse Stone	SDKSTCOARS
Stone Clip	SDKCLIP
Plastic Test Sticks	PTS
Magnifying Lens	LENS



DIAMOND SHARPENING CARDS

NEW

- A uniform coating of industrial diamonds bonded to high quality stainless steel provides an extremely hard, flat surface for instrument sharpening.
- Durable surface resists grooving and ditching; remains flat after repeated use and will not break or shatter if dropped.
- Easy clean-up via ultrasonic cleaner and steam sterilization.
- Thin credit-card size shape allows sharpening cards to readily fit into sterilization pouches or cassettes with procedural set-ups.

Extra Fine Grit
Diamond
Sharpening
Card

| [DSCXFINE](#)

Fine Grit
Diamond
Sharpening
Card

| [DSCFINE](#)

Medium Grit
Diamond
Sharpening
Card

| [DSCMED](#)

Extra Fine, Fine
and Medium
Grit Diamond
Sharpening Cards

| [DSCSET](#)





INSTRUMENT SHARPENING

SHARPENING STONES

Stones at 50% of size



299
Arkansas Conical Super-Fine Grit°
| SS299
3-1/2" x 5/16"
(8.9 x .8 cm) base.
Hard, for sharpening facial surface of curette.



No. 2
Arkansas Cylindrical Super-Fine Grit°
| SS2
4" x 1/4"
(10 x .6 cm)
For sharpening facial surface of curette.



Ceramic Cylindrical Fine Grit^{W/D}
| SSKC
4" x 5/16"
(10 x .31 cm)



309
I-Stone Fine Grit°
| SS309
4" x 1/2" to 1/4" x 1/4" to 1/8"
(10 x 1.3 x .6 x .6 x .3 cm)



File Sharpener Tanged Carbon Steel
| FST
4-1/4"
(10.8 cm) long



Hu-Friedy File Sharpener Carbon Steel
| FS
5-1/2" (14 cm) long



Plastic Test Stick
| PTS
3" x 1/4" (7.6 x .6 cm)
Available in packages of 6



Luxating Elevator Sharpening Stone Fine Grit^{W/D}
| SSLUX
For use with luxator elevators



Dual Grit Stone°
| SSDGRIT
4" x 5/8" x 1"
Features a coarse ceramic side for recontouring and a light ceramic side for finishing and honing.

W: Lubricate stone with water | O: Lubricate stone with oil | D: No lubrication needed



SHARPENING STONES

Stones at 50% of size



No.1
I-Stone
Fine Grit^{w/o}

| **SSF1**

4" x 1" x 1/2"
(10 x 2.5 x 1.3 cm)



No.3
Ceramic Medium
Grit^{w/d}

| **SS3C**

3" x 1-1/4" x 1/4"
(7.6 x 3.2 x .6 cm)



No.4
Arkansas Flat
Hard Fine Grit^o

| **SS4**

4-1/16" x 1" x 3/8"
(10 x 2.5 x .6 cm)



No.5
Arkansas Bates
Hard Fine Grit^o

| **SS5**

4" x 1-1/2" x 1/2"
(10 x 3.8 x 1.3 cm)



No.6
I-Stone Wedge
Shape Medium Grit^{w/o}

| **SS6**

4-1/2" x 1-7/8" x 3/8"
down to 1/8"
(11.4 x 4.8 x .9 down to .3 cm)



No.6A
Arkansas Thick Wedge
Hard, Fine Grit^o

| **SS6A**

4" x 1-7/8" x 3/8"
down to 1/8"
(11.4 x 4.8 x .9 down to .3 cm)



AS-22
Arkansas Super Hard
Super Fine Grit^o

| **SSAS22**

2-1/4" x 7/8" x 3/16"
(5.7 x 2.2 x .5 cm)



MS-22
I-Stone
Medium Grit^{w/o}

| **SSMS22**

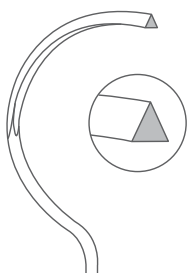
2-1/4" x 7/8" x 3/16"
(5.7 x 2.2 x .5 cm)



INSTRUMENT SHARPENING

LARGE-SCALE INSTRUMENT MODELS

Used to help familiarize students with critical instrument surfaces, designs, and develop a better understanding of their application and maintenance. Models are 12" (30.5 cm) high.



All large scale models are also available in cross section



#H6
Sickle
Scaler
| LSMH6

#13
Columbia
Curette
| LSM13

#14
Gracey
Curette
| LSM14

#30
Jacquette
| LSM30

LARGE-SCALE SHARPENING STONE PLASTIC MODELS



Plastic
Test Stick
| LPTS
11-1/2"
(29.2 cm)



#4
Sharpening
Stone
| LSS4
3" x 11" x 7-1/2"
(7.6 x 28 x 19 cm)

INSTRUCTIONAL MATERIALS



Sharpening Manual
| SHM
*It's About Time to Get on
the Cutting Edge* Instrument
Sharpening manual.

Sharpening Video
| SDVD
*It's About Time to Get on
the Cutting Edge* Instrument
Sharpening DVD. Self instructional,
manual included.



ACCESSORIES & KITS



Arkansas Stone Kit

| SSKITA

Includes: #4 Flat Arkansas Stone, #299 Conical Arkansas Stone, 5 Plastic Test Sticks, Sharpen-EZ Stone Oil, Magnifying Lens



Ceramic Stone Kit

| SSKITC

Includes: #3 Ceramic Stone, Cylindrical Ceramic Stone, 5 Plastic Test Sticks, Magnifying Lens

Sharpening Magnifying Lens

| LENS



Sharpen-Ez™ Sharpening Oil 1-oz. Bottle (29.5ml)

| SSO

Medical-grade oil floats away metal particles and prevents damaging build-up on stone. Also decreases friction heat.



COMPOSITION STONES FOR THE HANDPIECE

Coarse and made of white aluminum oxide



#301^w

| SS301

1/4" x 3/8"
(6 x 10 mm)
diameter



#303^w

| SS303

1/4" x 1/2"
(6 x 13 mm)
diameter



#304^w

| SS304

1/4" x 5/8"
(6 x 16 mm)
diameter



#305^w

6 x 19 mm

| SS305

1/4" x 3/4"
(6 x 19 mm)
diameter



#300^w

6 x 6 mm

| SS300

3/8" x 1/4"
(6 x 6 mm)
at base



#302^w

3 x 3 mm

| SS302

1/8" x 1/8"
(3 x 3 mm)
diameter





MISCELLANEOUS

SIGNATURE SERIES GRIPS

Signature Series grips can only be used with Satin Steel Colours®, EverEdge® technology and ResinEight® instruments and are used for identifying and organizing instruments. They're useful for maintaining proper instrument order in cassettes and identifying instruments by procedure. Grips will withstand all approved heat sterilization methods.



All single color packages contain 16 pieces. The assorted color packages contain your choice of either 16 or 80 pieces.

Gray	■	SSG1
White	□	SSG2
Orange	■	SSG3
Brown	■	SSG4
Yellow	■	SSG5
Red	■	SSG6
Green	■	SSG7
Blue	■	SSG8
Black	■	SSG9
Pink	■	SSG10
Lavender	■	SSG11
Ocean Blue	■	SSG12
16 Assorted		SSG0
80 Assorted		SSGMULTI

RESIN 8 COLORS GRIPS

All single color packages contain 16 pieces.

Red	■	SSGRED8
Orange	■	SSGORANGE8
Yellow	■	SSGYELLOW8
Purple	■	SSGPURPLE8
Lavender	■	SSSLAVNDR8
Green	■	SSGGREEN8
Blue	■	SSGBLUE8
Gray	■	SSGGRAY8



Brush Handle 1

| HCB1

Used for pit and fissure sealant, acid etch, and placement procedures. Made of Immunity Steel® material to allow sterilization by autoclave. Design holds most manufacturers' brush inserts.



Immunity Steel Pumice Cup, Modified

| PCUPM

Used to hold prophylaxis paste or medicaments. Made of corrosion resistant, acid-proof stainless steel.